



Control Solutions Inc.

A member of the ADAMA Group

Stryker™

Insecticide Concentrate

Master Label

Active Ingredients:

Pyrethrins (CAS No. 8003-34-7) 6%
 Piperonyl butoxide* (CAS No. 51-03-6) 60%

Other Ingredients 34%

Total 100%

*(butyl carbityl)(6-propylpiperonyl) ether and related compounds

Keep Out of Reach of Children
CAUTION
 See additional Precautionary Statements.

EPA Reg. No. 53883-308 EPA Est. _____

Net Contents:

{1 fluid ounce to 250 gallons}

First Aid

If Swallowed:	<ul style="list-style-type: none"> • Immediately call a poison control center or doctor for treatment advice. • Have person sip a glass of water if able to swallow. • Do not induce vomiting unless told to do so by a poison control center or a doctor. • Do not give anything by mouth to an unconscious person
If on Skin or Clothing:	<ul style="list-style-type: none"> • Take off contaminated clothing. • Immediately rinse skin with plenty of water for 15-20 minutes. • Call a poison control center or doctor for treatment advice.

HOTLINE NUMBER

Have the product container or label with you when calling the poison control center or doctor or going for treatment. For additional information on Stryker (including health concerns, medical emergencies or pesticide incidents), you may call the National Pesticide Information Center at 1-800-858-7378, Monday through Friday from 7:30 AM to 3:30 PM Pacific Standard Time (PST). After 3:30 PM PST and on weekends, call your National Poison Control Center at 1-800-222-1222.

PRECAUTIONARY STATEMENTS

Hazards to Humans & Domestic Animals

CAUTION: Harmful if swallowed. Prolonged or frequently repeated skin contact may cause allergic reactions in some individuals. Avoid contact with skin or clothing. Wash hands thoroughly with soap and water after handling and before eating, drinking, chewing gum, using tobacco or using the toilet.

Personal Protective Equipment (PPE)

Some materials that are chemical resistant to Stryker are made of barrier laminate, butyl rubber, nitrile rubber or viton. If you want more options, follow the instructions for category E on an EPA Chemical resistance chart.

Applicators and other handlers must wear:

- Long-sleeved shirt,
- Long pants,
- Chemical resistant gloves,
- Shoes plus socks, and
- Protective eyewear

In addition to the above PPE, applicators using a high pressure handwand in an enclosed area must wear at least a NIOSH-approved respirator with a dust/mist filter with a MSHA/NIOSH-approval number prefix TC-21C or any N, R, P or HE filter.

In addition to the above PPE, applicators using hand held foggers in an enclosed area must wear a half-face, full-face or hood-style NIOSH-approved respirator with:

- a dust/mist filtering cartridge (MSHA/NIOSH-approval number prefix TX-21C) or
- a canister approved for pesticides (MSHA/NIOSH-approval number prefix TX-14G) or
- a cartridge or canister with any N, R, P or HE filter.

See engineering controls for additional requirements.

User Safety Requirements

Follow manufacturer's instructions for cleaning/maintaining PPE. If no such instructions for washables exist, use detergent and hot water. Keep and wash PPE separately from other laundry.

Discard clothing and other absorbent materials that have been drenched or heavily contaminated with the product's concentrate. Do not reuse them.

Engineering Controls

Pilots must use an enclosed cockpit that meets the requirements listed in the Worker Protection Standard (WPS) for agricultural pesticides (40 CFR 170.240(d)(6)). Human flagging is prohibited. Flagging to support aerial application is limited to use of the Global Positioning System (GPS) or mechanical flaggers.

User Safety Recommendations

Users should:

- Wash hands before eating, drinking, chewing gum, using tobacco or using the toilet.
- Remove clothing/PPE immediately if pesticide gets inside. Then wash thoroughly and put on clean clothing.
- Remove PPE immediately after handling Stryker. Wash the outside of gloves before removing.
- As soon as possible, wash thoroughly and change into clean clothing.

Environmental Hazards for Terrestrial Applications

Stryker is toxic to aquatic organisms, including fish and invertebrates. Drift and runoff may be hazardous to aquatic organisms in water adjacent to treated areas. Stryker may contaminate water through runoff. Stryker has a potential for runoff for several weeks after application. Poorly draining soils and soils with shallow water tables are more prone to produce runoff that contains Stryker.

Stryker is highly toxic to bees exposed to direct treatment on blooming crops or weeds. Do not apply Stryker or allow it to drift to blooming crops or weeds while bees are actively visiting the treatment area.

Except as specified in the Directions for Use, do not apply directly to water to areas where surface water is present or to intertidal areas below the mean high water mark. Do not contaminate water when disposing of equipment wash waters or rinsate.

[Environmental Hazards Statement for Mosquito Adulticide Sub-label:

This pesticide is toxic to aquatic organisms, including fish and invertebrates. Run off from treated areas or deposition of spray droplets into a body of water may be hazardous to fish and aquatic invertebrates.

When applying as a wide area mosquito adulticide before making the first application in a season, it is advisable to consult with the state or tribal agency with primary responsibility for pesticide regulation to determine if other regulatory requirements exist.

Stryker is highly toxic to bees exposed to direct treatment of blooming crops or weeds. Do not apply Stryker or allow it to drift to blooming crops or weeds while bees are actively visiting the treatment area. except when applications are made to prevent or control a threat to public and/or animal health determined by a state, tribal or local health or vector control agency on the basis of documented evidence of disease causing agents in vector mosquitoes or the occurrence of mosquito-borne disease in animal or human populations, or if specifically approved by the state or tribe during a natural disaster recovery effort.

When applying as a wide area mosquito adulticide, do not apply over bodies of water (lakes, rivers, permanent streams, natural ponds, commercial fish ponds, swamps, marches, or estuaries) except when necessary to target areas where adult mosquitoes are present and weather conditions will facilitate movement of applied material away from the water in order to minimize incidental deposition into the water body.]

DIRECTIONS FOR USE

It is a violation of Federal law to use Stryker in a manner of inconsistent with its labeling.

[For Use on Mosquito Adulticide Sub-label:

For use by Federal, state, tribal or local government officials responsible for public health or vector control, or by persons certified in the appropriate category or otherwise authorized by the state or tribal lead pesticide regulatory agency to perform adult mosquito control applications, or by persons under their direct supervision.]

Agricultural Use Requirements

Use Stryker only in accordance with its labeling and with the Worker Protection Standard, 40 CFR Part 170. This Standard contains requirements for the protection of agricultural workers on farms, forests, nurseries and greenhouses, and handlers of agricultural pesticides. It contains requirements for training, decontamination, notification and emergency assistance. It also contains specific instructions and exceptions pertaining to the statements on this label about personal protective equipment (PPE) and restricted-entry interval. The requirements in this box apply only to uses of Stryker that are covered by the Worker Protection Standard.

Do not enter or allow worker entry into treated areas during the restricted-entry interval (REI) of 12 hours.

PPE required for early entry to treated areas that is permitted under the Worker Protection Standard and that involves contact with anything that has been treated, such as soil or water, is:

- coveralls,
- chemical-resistant gloves such as barrier laminate, nitrile rubber, neoprene rubber, or viton.
- shoes plus socks, and
- protective eyewear

Non-Agricultural Use Requirements

The requirements in this box apply to uses of Stryker that are NOT within the scope of the Worker Protection Standard for agricultural pesticides (40 CFR Part 170). The WPS applies when Stryker is used to produce agricultural plants on farms, forests, nurseries and greenhouses.

Do not enter treated area without protective clothing until sprays have dried.

USE RESTRICTIONS

When Used Outdoors:

- Apply Stryker only as specified on the label.
- Do not contaminate food or feedstuffs.
- *[Except when applying as a wide-area mosquito adulticide,]* do not enter or allow others to enter until vapors, mists and aerosols have dispersed, and the treated area has been thoroughly ventilated.
- *[Except when applying as a wide-area mosquito adulticide,]* do not apply Stryker in a way that will contact workers or other persons, either directly or through drift.
- *[Except when applying as a wide-area mosquito adulticide,]* only protected handlers may be in the area during application.
- Except when applying to livestock and pets, only protected handlers may be in the area during application.
- Except when applying directly to pets, do not allow adults, children or pets to enter treated area until sprays have dried.
- Except when applying directly to pets or livestock, do not apply Stryker in a way that will contact adults, children or pets, either directly or through drift.
- For post-harvest application to vegetables, fruits, nuts and other commodities: Do not re-apply within 7 days. Do not apply more than 10 times to sweet potatoes.
- Do not make applications during rain.
- Do not water treated area to the point of runoff.
- Do not wet plants to the point of runoff or drip.
- Do not apply Stryker with a sponge.
- Not for use in outdoor metered release devices or outdoor residential misting systems (indoor or outdoor).
- Application is prohibited directly into sewers or drains or to any area like a gutter where drainage to sewers, storm drains, water bodies or aquatic habitat can occur.
- Do not allow Stryker to enter any drain during or after application.

All outdoor applications, if permitted elsewhere on this label, must be limited to spot or crack-and-crevice treatments only, except for the following uses, if allowed elsewhere on this label:

1. *Applications to soil or vegetation, as listed on this label, around structures;*
2. *Applications to lawns, turf and other vegetation, as listed on this label;*
3. *Applications to the side of a building, up to a maximum height of 3 feet above grade;*
4. *Applications to underside of eaves, soffits, doors, or windows permanently protected from rainfall by a covering, overhang, awning, or other structure;*
5. *Applications around potential pest entry points into buildings, when limited to a surface band not to exceed one inch in width;*
6. *Applications made through the use of a coarse, low pressure spray to only those portions of surfaces that are directly above bare soil, lawn, turf, mulch or other vegetation, as listed on this label, and not over an impervious surface, drainage or other condition that could result in runoff into storms drains, drainage ditches, gutters, or surface waters, in order to control occasional invaders or aggregating pests.*

When Used Indoors:

- Apply Stryker only as specified on the label.
- Do not contaminate food or feedstuffs.
- Remove pets, birds and cover fish aquariums before [application][spraying].
- Remove or cover exposed food and drinking water before application.
- Except when applying directly to pets, do not allow adults, children or pets to enter treated area until sprays have dried.
- Except when applying directly to pets or livestock, do not apply Stryker in a way that will contact adults, children or pets, either directly or through drift.

- Do not wet plants to the point of runoff or drip.
- Remove or cover dishes, utensils, food processing equipment and food preparation surfaces, or wash them before use.
- Except when applying to pets or livestock, do not remain in treated area; immediately exit area and remain outside the treatment area until aerosols, vapors and/or mists have dispersed.
- Do not apply as a broadcast or spot treatment to indoor surfaces in certain sites including nurseries, day care centers, schools, and sickrooms.
- Do not use in commercial food/feed handling establishments, restaurants or other areas where food is commercially prepared or processed.
- Do not wet articles to point of runoff or drip.
- Do not use treated article until spray has dried.
- Do not remain in treated area. Exit area immediately and remain outside the treated area until aerosols, vapors and/or mists have dispersed.
- In hospitals, patients must be removed prior to treatment. The room must be ventilated for two hours after spraying. Do not return patient to room until after ventilation.
- When used in dairy barns or facilities: Close milk tank lids to prevent contamination from spray and from dead or falling insects. Remove or cover milking utensils before application. Wash teats of animals before milking.
- When used indoors in food handling/processing facilities: Do not make space spray applications when facility is in operation. Prior to space spray applications, cover or remove exposed food; cover food processing surfaces or clean after treatment and before use. Do not apply more than 1 time per day.
- For greenhouse grown ornamentals and flower/foilage plants: Do not apply more than 1 time per day.
- For post-harvest applications to stored grains and seed: Do not re-apply within 30 days.
- Not for use in indoor metered release devices or indoor commercial animal premise automatic systems.
- Do not use in aircraft cabins.

Product Information

Stryker is intended for use on ornamentals, greenhouse plants, stored products, livestock, in and around buildings and structures as well as modes of transport.

When used alone, this concentrate can also be used as a clean-up or pre-harvest spray where other materials cannot be used because of residue restrictions. Contains pyrethrins, a botanical insecticide.

When used in combination with other insecticides, Stryker may be combined with other insecticides and acaricides where resistance may be a problem and to provide a flushing of insects from hiding and into contact with other spray residues for quicker and more complete kill. The application must conform to the accepted use precautions and directions of both products.

[For Use on Consumer/Residential Sub-Label:

For use in and around residential buildings and structures, including but not limited to, Apartments, Barns, Cabins, Campers, Condominiums, Garages, Homes, Mobile homes, Outbuildings, Townhomes and Trailers and Outdoor Residential Areas (Decks, Dumpsters, Patios, Picnic areas and Porches), Rural fields, Woods, Lots and Pathways. For use on, Bushes, Evergreens, Flowers, Fruit and Nut Trees, Ornamentals, Roses, and Shade Trees.]

[For Use on Mosquito Adulticide Sub-label:

Stryker may be applied through mechanical, aerosol or ULV generators as well as thermal fogging equipment, conventional fogging or spraying equipment and chemigation. Stryker may also be applied as a surface, spray, spot or crack and crevice treatment in both food and non-food areas of food handling establishments.]

[For Use on Occupational Use Sub-label:

Chemigation

Apply Stryker only through sprinkler (including center pivot, lateral move, end tow, side (wheel) roll, traveler, big gun, solid set or hand move) or drip (trickle) irrigation systems. Do not apply Stryker through any other type of irrigation system. Crop injury, lack of effectiveness or illegal pesticide residues in the crop can result from non-uniform distribution of treated water. If you have questions about calibration, contact State Extension Service specialists, equipment manufacturers or other experts.

Do not connect an irrigation system (including greenhouse systems) used for pesticide application to a public water system. A person knowledgeable of the chemigation system and responsible for its operation or under the supervision of the responsible person, shall shut the system down and make necessary adjustments should the need arise.

For Sprinkler Chemigation:

- The system must contain a functional check valve, vacuum relief valve and low pressure drain appropriately located on the irrigation pipeline to prevent water source contamination from backflow.
- The pesticide injection pipeline must contain a functional, automatic, quick-closing check valve to prevent the flow of fluid back toward the injection pump.
- The pesticide injection pipeline must also contain a functional, normally closed, solenoid-operated valve located on the intake side of the injection pump and connected to the system interlock to prevent fluid from being withdrawn from the supply tank when the irrigation system is either automatically or manually shut down.
- The system must contain functional interlocking controls to automatically shut off the pesticide injection pump when the water pump motor stops.
- The irrigation line or water pump must include a functional pressure switch that will stop the water pump motor when the water pressure decreases to the point where pesticide distribution is adversely affected.
- Systems must use a metering pump, such as a positive displacement injection pump (e.g., diaphragm pump) effectively designed and constructed of materials that are compatible with pesticides and capable of being fitted with a system interlock.
- Do not apply when wind speed favors drift beyond the area intended for treatment.

For Drip (Trickle) Chemigation:

- The system must contain a functional check valve, vacuum relief valve and low pressure drain appropriately located on the irrigation pipeline to prevent water source contamination from backflow.
- The pesticide injection pipeline must contain a functional, automatic, quick-closing check valve to prevent the flow of fluid back toward the injection pump.
- The pesticide injection pipeline must also contain a functional, normally closed, solenoid-operated valve located on the intake side of the injection pump and connected to the system interlock to prevent fluid from being withdrawn from the supply tank when the irrigation system is either automatically or manually shut down.
- The system must contain functional interlocking controls to automatically shut off the pesticide injection pump when the water pump motor stops.
- The irrigation line or water pump must include a functional pressure switch which will stop the water pump motor when the water pressure decreases to the point where pesticide distribution is adversely affected.
- Systems must use a metering pump such as a positive displacement injection pump (e.g., diaphragm pump) effectively designed and constructed of materials that are compatible with pesticides and capable of being fitted with a system interlock.]

INSECTS KILLED

Use Stryker to kill the following listed insects: Ants, Aphids, Apple maggots, Armyworms, Artichoke plume moths, Asparagus beetles, Beet armyworms, Bagworms, Bean beetles, Blister beetles, Blow flies, Biting flies, Boll weevils, Cabbage loopers, Cankerworms, Carrot weevils, Caterpillars, Clover mites, Clover weevils, Cockroaches, 12-Spotted cucumber beetles, Codling moths, Colorado potato beetles, Corn earworms, Crickets, Crane flies, Cross-striped cabbageworms, Cucumber beetles, Deer flies, Deer ticks, Earwigs, Diamondback moth larvae, Eastern tent caterpillars, Elm leaf beetles, European corn borers, European pine tip moths, Face flies, Fall webworms, Fire ants, Firebrats, Fireworms, Flea beetles, Flies, Forest tent caterpillars, Fungus gnats, Fruit flies, Fruittree leafrollers, Grape leafhoppers, Grape leaf skeletonizers, Grasshoppers, Green fruit worms, Green peach aphids, Greenhouse thrips, Gypsy moths (adult and larvae), Harlequin bugs, *Heliothis* sp., Hornets, Horn flies, Hornworms, Horse flies, House flies, Important cabbageworms, Indian meal moths, Imported cabbageworms, Japanese beetles, Katydid, Lace bugs, Leafhoppers, Leafrollers, Leafminers, Lice, Loopers, Lygus, Mealy bugs, Mediterranean flour moths, Mexican bean beetles, Midges, Milipedes, Mosquitoes, Mushroom flies, Navel orangeworms, Onion maggots, Pear psylla, Potato leafhopper, Psyllids, Rice weevils, Saw-toothed grain beetles, Silverfish, Skippers, Sowbugs, Stable flies, Stink bugs, Spiders, Tabanidae, Tarnished plant bugs, Thrips, Tomato hornworms, Vinegar flies, Wasps, Webworms, Whiteflies and Yellow jackets.

PLANTS GROWN OUTDOORS AND IN GREENHOUSES

African violet, Ageratum, Aster, Azalea, Begonia, Cacti, Calceolaria, Calendula, Calla, Camellia, Carnation, Ceandhus, Cineraria, Chrysanthemum, Coleus, Cyclamen, Cypress, Daffodil, Dahlia, Delphinium, Dogwood, Fern, Ficus, Foliage plants, Fuschia, Gardenia, Geranium, Gladiolus, Gloxinia, Gypsophila, Holly, Hydrangea, Iris, Lilies, Maidenhair fern, Marigold, Juniper, Narcissus, Palm, Pansy, Pelargonium, Peony, Petunia, Philodendron, Phlox, Pine, Pyracantha, Rhododendron, Roses, Rubber Plant, Snapdragon, Stock, Sweet pea, Tulips, Viburnum, Wandering Jew, Yew, Zinnia and Andromeda, Arborvitae, Ash, Beech, Birch, Boxwood, Cotoneaster, Crabapple, Dogwood, Elm, Euonymus, Fir, Firethorn, Forsythia, Hawthorn, Hemlock, Hickory, Holly, Honey locust, Horst chestnut, Juniper, Larch, Laurel, Lilac, Linden, Mimosa (Silk tree), Myrtle, Oak, Pine, Privet, Tulip tree, Viburnum, Willow and Yew.

Stryker may be used on most plants because its active ingredients are exempt from tolerance when applied to growing plants. The plant-grouping scheme used on this label was devised by the Environmental Protection Agency to expedite minor use pesticide registration.

Application Instructions:

Apply 2-16 fluid ounces per acre (147 ml -1,182 ml/Ha) and repeat if required to maintain effective kill. Use in sufficient water for thorough coverage of upper and lower leaf surfaces unless otherwise noted. Stryker may be applied by air in no less than 2 [two] gallons of water per acre (3.02 L/Ha) and by ground in no less than 10 [ten] gallons of water per acre (15.12 L/Ha). It is recommended that the final spray mix be buffered to a pH of 5.5-7.0.

This concentrate is relatively non-toxic to honey bees. To avoid possible harm to honey bees, it is advisable to apply in the early morning or late evening hours.




Application Instructions for Greenhouse Flowers, Foliage Plants, Fruit and Vegetables:

Combine 12-24 fluid ounces (355 ml-710 ml) of Stryker with 100 gallons of water (378 L) for applications with conventional hydraulic sprayers; or 1-2 teaspoons (5-10 ml) per gallon (3.78 L) of water for application with compressed air sprayers. For tank mixing, see the **TANK MIXING INSTRUCTIONS** section of this label.

Phytotoxicity Note: Plant safety is an important consideration when using insecticides in a greenhouse. However, it is not possible to evaluate the phytotoxicity of Stryker towards numerous plant varieties that may react differently to insecticides in different stages or under varying environmental conditions. Before making widespread applications of Stryker, treat a limited number of plants and observe for phytotoxicity over a 10 day period.

Optional Sprayer Instructions:

How to Apply:

<p style="text-align: center;">Pump Style Tank Sprayer</p> 	<p>Best for spot spraying small areas.</p> <ol style="list-style-type: none">1. Add appropriate amounts of water and concentrate to sprayer tank.2. Close sprayer, shake well and pressurize. Adjust nozzle to a coarse spray.3. Hold tip of wand about 12" from target and spray.4. Occasionally re-pressurize sprayer as needed to maintain a good spray pattern.
<p style="text-align: center;">Dial-Style Hose-End Sprayers</p> 	<p>Best for spraying target areas.</p> <ol style="list-style-type: none">1. Fill sprayer jar with enough concentrate for the area to be treated. Do not add water.2. Close sprayer, set dial to apply stated fluid ounces per gallon, hook to garden hose and apply.3. Pour any unused concentrate back into this original container.
<p style="text-align: center;">Concentrate Plus Water Hose-End Sprayers</p> 	<p>Best for spraying larger areas.</p> <ol style="list-style-type: none">1. Pour concentrate into sprayer jar to required "Fluid Ounce" level.2. Add the appropriate amount of water to the "Gallons" level.3. Close sprayer, hook to garden hose, shake well & apply. To avoid contact with the treated area, begin by spraying area farthest from faucet walking backwards as you spray.

TANK MIXING INSTRUCTIONS

Tank mix applications must be made in accordance with the more restrictive of label limitations and precautions. No label dosage rates should be exceeded. Stryker cannot be mixed with any product containing a label prohibition against such mixing.

If product [product name] is to be tank mixed with other insecticide, compatibility should be tested prior to mixing. To test for compatibility, use a small container and mix a small amount (0.5 to 1 qt), combining all ingredients in the same ratio as the anticipated use. If any indications of physical incompatibility develop, do not use this mixture. Indications of incompatibility usually will appear within 5-15 minutes after mixing.

For Use on Greenhouse Flowers and Foliage Plants, and Fruit and Vegetables:

To kill accessible, exposed stages of listed insects when used with a residual insecticide, tank-mix 1-4 fluid ounces (30 ml-20 ml) of Stryker with the proper amount of companion insecticide in 100 gallons (378 L) of water and apply with a conventional hydraulic sprayer.

Phytotoxicity Note: Plant safety is an important consideration when using insecticides in a greenhouse. However, it is not possible to evaluate the phytotoxicity of Stryker towards numerous plant varieties that may react differently to insecticides in different stages or under varying environmental conditions. Before making widespread applications of Stryker, treat a limited number of plants and observe for phytotoxicity over a 10 day period.

For Use Outdoors on Flowers, Foliage Plants, Shrubs and Trees:

To kill accessible, exposed stages of listed insects when used with a residual insecticide, tank-mix 1-4 fluid ounces (30-120 ml) of Stryker with the proper amount of companion insecticide in 100 gallons of water (378 L) (10 gallons (37.8 L) for low volume application mist blowers) and apply with a conventional hydraulic sprayer.

To Kill Gypsy Moth Caterpillars and Adults Outdoors:

To provide quick knockdown of gypsy moth caterpillars when used with a residual insecticide, tank-mix 1-4 fluid ounces (30-120 ml) of Stryker with the proper amount of companion insecticide in 100 gallons of water (378 L (10 gallons (37.8 L) for air blast sprayers) and apply with a conventional hydraulic sprayer.

For Use Indoors on Flowers, Foliage Plants, Shrubs and Trees

To provide quick knockdown of insects when used with a residual insecticide, tank-mix 1-4 fluid ounces (30-120 ml) of Stryker with the proper amount of companion insecticide in 100 gallons (378 L) of water and apply with a conventional hydraulic sprayer.

Outdoor Perimeter Treatments:

To kill Ants, Bees, Centipedes, Cockroaches, Crickets, Firebrats, Fleas, Ground beetles, Millipedes, Pillbugs, Silverfish, Sowbugs, Spiders, Ticks and Wasps: To provide quick knockdown of the outdoor pests listed when used with a residual insecticide, tank-mix 1.0-2.125 fluid ounces of Stryker with the proper amount of companion insecticide.

Turf and Grass:

[In combination with residual insecticides:] To provide quick knockdown of insects when used with a residual insecticide, tank-mix Stryker at the rate listed [above] [in **Turf and Grass Coverage and Application Table**] with the proper amount of companion insecticide.

[Prior to mixing with a residual insecticide, conduct a compatibility test using the proper proportions of chemicals and water to ensure the physical compatibility of the mixture. Mix applications must be made in accordance with the more restrictive of label limitations and precautions. No label application rates may be exceeded. Stryker cannot be mixed with any product with label prohibitions against such mixing.]

Flea and Tick Kill in Buildings:

Used in Combination with Other Insecticides: To provide quick knockdown of adult fleas, tank-mix 0.5-1.0 fluid ounces of Stryker with the appropriate amount of companion insecticide per finished gallon.

[Use in Combination with Residual Insecticides: To provide quick knockdown of adult fleas, mix 0.5-1.0 fluid ounces of Stryker with the appropriate amount of companion insecticide per finished gallon.]

[Prior to mixing with a residual insecticide, conduct a compatibility test using the proper proportions of chemicals and water to ensure the physical compatibility of the mixture. Mix applications must be made in accordance with the more restrictive of label limitations and precautions. No label application rates may be exceeded. Stryker cannot be mixed with any product with label prohibitions against such mixing.]

Used in Combination with Insect Growth Regulators: To provide quick knockdown of adult fleas, tank-mix 2.125- 4.25 fluid ounces of Stryker with the appropriate amount of companion insecticide per finished gallon.

Use as a Surface Spray in Homes, Restaurants, Food Processing Plants, Industrial Installations and Warehouses:

To provide flushing and quick knockdown of insects Stryker may be tank-mixed with other insecticides at the rate of 1/4-1/2 fluid ounce (equivalent to 1/2-1 tablespoon or 7.4 to 14.8 ml) per gallon of spray solution.

To provide increased control of resistant German cockroaches, tank-mix 2.125-4.25 fluid ounces of Stryker with the appropriate amount of companion insecticide per finished gallon.

Use with Hydroponically Grown Vegetables

As a Water System Treatment: To kill aquatic diptera larvae, apply Stryker to the water at the rates outlined in the following table:

Pyrethrins Concentrate (ppm)	ml of Stryker	Gallons of Water
0.1	64.6	10,000 (3,780 L)
0.01	6.46	10,000 (3,780 L)
0.001	0.646	10,000 (3,780 L)

For Use on Harvested Fruits and Vegetables: Including Apples, Blackberries, Blueberries, Boysenberries, Cherries, Crabapples, Currants, Dewberries, Figs, Gooseberries, Grapes, Guavas, Loganberries, Mangoes, Muskmelons, Oranges, Peaches, Pears, Peas, Pineapples, Plums, Raspberries and Tomatoes.

For Use on Almonds, Peanuts and Walnuts in Bulk or in Bags: To kill stored product insects such as Almond moths, Angoumois grain moths, Ants, Caddisflies, Cigarette beetles, Confused flour beetles, Drugstore beetles, Flat grain beetles, Granary weevils, Indian meal moths, Lesser grain borers, Maize weevils, Mediterranean flour moths, Merchant grain beetles, Red flour beetles, Rice weevils, Rusty grain beetles, Saw-toothed grain beetles and Square-necked grain beetles, dilute 1.5 ounces of Stryker per gallon of water (11.7 ml/L) and apply as a coarse wet spray over the top of stored nuts or the outside surface of stacked bagged nuts at the rate of 4 gallons per 1,000 square feet (163 ml/m²). Apply at weekly intervals for about 6 weeks and then at 15-day intervals. Apply the first two applications at the rate of 4 gallons per 1,000 square feet (163 ml/m²); apply subsequent treatments at the rate of 2 gallons per 1,000 square feet (80 ml/m²).

OUTDOOR USES

For Use Around Homes and Other Buildings: In grassy undeveloped areas use this concentrate at 1 part to 59 parts water to kill foraging fire ants. Also liberally spray grassy areas around yard borders to kill ticks that may carry Lyme Disease.

Perimeter Treatments: To kill Ants, Bees, Centipedes, Cockroaches, Crickets, Firebrats, Fleas, Ground beetles, Millipedes, Pillbugs, Silverfish, Sowbugs, Spiders, Ticks and Wasps, dilute 2.125-4.25 fluid ounces of Stryker per gallon of water and apply at the rate of 1 gallon per 750 square feet to a band of soil and vegetation 6-10 feet wide around and adjacent to buildings. Treat the building foundation to a height of 2-3 feet at the rate of 1 gallon per 750 square feet. For tank mixing, see the **TANK MIXING INSTRUCTIONS** section of this label.

Brown Dog Ticks: To kill Brown dog ticks around residential areas, rural fields, woods, lots, roadsides, pathways and coastal vegetation areas, dilute 4.25 fluid ounces of Stryker per gallon of water and apply with a mist blower (or other similar equipment) calibrated to deliver 3 gallons per acre. Apply during the peak of infestation and repeat as necessary to maintain control. Make thorough applications to the vegetation upon which the ticks rest.

Fleas: To kill fleas around residential areas, dog houses, kennels, paths, patios and under plants, shrubs, trees or other shaded, moist areas where pets may rest, dilute 4.25 fluid ounces of Stryker per gallon of water and apply at the rate of 1 gallon per 750 square feet.

Turf[Lawn][and][Grass]: Use alone as a contact spray to kill Ants, Armyworms, Billbugs, Chinch bugs, Chiggers, Crickets, Cutworms, Earwigs, Fleas, Grasshoppers, Hyperodes weevils (adults), Japanese beetles (adults), Mole crickets, Sod webworms and Ticks. Dilute with enough water to obtain thorough coverage and apply per the instructions in the following table:

Turf Coverage and Application Table

Treatment Area (Square feet)	Fluid Ounces of [Product name]	Suggested Volume of Water (Gallons)
1,000	0.25 to 0.5	2.5 to 5.0
5,000	1.25 to 2.5	15.5 to 25.0
20,000	5.0 to 10.0	50.0 to 100.0
43,560	12.0 to 24.0	110.0 to 220.0

Note: 43,560 square feet = 1 acre

For tank mixing, see the **TANK MIXING INSTRUCTIONS** section of this label.

As a turf pest diagnostic aid: To detect insects prior to making an insecticide application or to evaluate control from previous treatments, dilute 0.5 fluid ounces of Stryker per gallon of water and apply evenly with a sprinkling can over one square yard of turf. Record the species and number of insects present 10 minutes after application. Sample 3-5 sites per 5,000 square feet. Note: this procedure does not bring white grubs or billbug grubs to the surface. Use other methods to sample for these pests.

For Use Outdoors on Flowers, Foliage Plants, Shrubs and Trees:

Combine 12-24 fluid ounces (355-710 ml) of Stryker with 100 gallons of water (378 L) for applications with conventional hydraulic sprayers or 12-24 teaspoons (355-710 ml) per 10 gallons (37.8 L) of water for application with low volume mist blowers or 1-2 teaspoons (5-10 ml) per gallon (3.76 L) of water for application with compressed air sprayers. For tank mixing, see the **TANK MIXING INSTRUCTIONS** section of this label.

To Kill Gypsy Moth Caterpillars and Adults:

Combine 8-12 fluid ounces (237-355 ml) of Stryker with 100 gallons of water (378 L) for applications with conventional hydraulic sprayers or 8-12 teaspoons (237-355 ml) per 10 gallons (37.8 L) of water for application with air blast sprayers. For tank mixing, see the **TANK MIXING INSTRUCTIONS** section of this label.

INDOOR USES

Indoor Use Areas: Apartment buildings, Bakeries, Beverage plants, Bottling facilities, Breweries, Cafeterias, Candy plants, Canneries, Cereal processing and manufacturing plants, Dairies and dairy product processing plants, Frozen food plants, Grain elevators, Grain mills, Granaries, Hospitals, Hotels, Houses, Industrial buildings, Kennels, Kitchens, Laboratories, Manufacturing facilities, Mausoleums, Meat processing and packaging plants, Meat and vegetable canneries, Motels, Nursing homes, Office buildings, Restaurants, Schools, Spice plants, Stores, Supermarkets, Warehouses, Wineries and similar structures.

Crawling and Flying Insects: To kill accessible, exposed stages of **Crawling Insects** including Ants, Cockroaches, Cadelles, Cigarette beetles, Confused flour beetles, Dark mealworms, Dried fruit beetles, Drugstore beetles, Grain mites, Red flour beetles, Rice weevils, Sawtoothed grain beetles, Spider beetles, Yellow mealworms and **Flying Insects** including, but not limited to, Angoumois grain moths, Cheese skippers, Fruit flies, Fungus gnats, Gnats, House flies, Indianmeal moths, Mosquitoes, Mediterranean flour moths, Small flying moths and Tobacco moths, dilute 1 part of Stryker with 11 parts of water or oil (10.67 ounces per gallon (83.5 ml/L) and apply at the rate of 1 ounce per 1,000 cubic feet (1.06 ml/m³) [10.67 ounces concentrate per gallon of water and apply solution at the rate of 1 ounce per 1,000 cubic feet] of space. Direct the spray toward the ceiling and upper corners of the area and behind obstructions. Vacate the treated area and keep the area closed for at least 30 minutes after treatment. Ventilate the area before reoccupying. Repeat treatment as necessary.

Premise Pests:

Termite swarmers: To kill swarming termites, dilute 2.125-4.25 fluid ounces of Stryker per gallon of water and apply as a surface spray at the rate of 1 gallon per 750 square feet. Apply as a crack and crevice treatment to the locations from which the termites are emerging. This application is not a substitute for mechanical alteration, soil treatment or foundation treatment for termites but is merely a supplement. For active termite infestations, get a professional inspection.

Carpet beetles: To kill Carpet beetles (black, furniture and varied) dilute 4.25 fluid ounces of Stryker per gallon of water and apply to the entire carpet at the rate of 1 [gallon per 750 square feet. Make localized applications under the edge of carpets, floor coverings and furniture as well as along baseboards, in closets and to infested areas of shelving.

Bed bugs: To kill bed bugs, thoroughly inspect area of suspected bed bug infestation, and note potential harborage sites or actual infestations. Remove and /or pick up clothing and other obstacles that may prevent thorough inspection or treatment. Remove and sanitize infested bedding (pillows and linens), clothing, or other items. Dilute 2.125 fluid ounces of Stryker per gallon of water and apply on mattresses as a spot treatment to mattress seams, edges, and tufts of bed only. Do not use [product name] directly on pillows, bed linens or clothes. Do not saturate the mattress; and do not treat entire surface area of mattress. Allow mattress to dry thoroughly before replacing pillows and/or bed linens. Bed bugs may also harbor in areas of the room away from the bed. Apply [product name] as a crack & crevice or spot application where evidence of bed bugs occurs. This includes bed frames, box springs, inside empty drawers and clothes closets, night stands and other furniture in the room, carpet edges, high and low moldings (such as floor molding or window casings), wall voids, behind wall hangings and mirrors, wallpaper edges and popcorn ceilings. Remove all clothes and other articles from dressers or closets before application. Take bed apart. Treat joints and channels if hollow, such as square or round tubing, and see that interior framework is treated. Apply [product name] as a surface application to carpeting, drapes, and flooring. Allow all treated areas to dry thoroughly before use.

Webbing clothes moths: To kill Clothes moths, remove infested articles from storage, thoroughly brush them and air-dry them in sunlight for several hours. Dilute 2.125 fluid ounces of Stryker per gallon of water and apply as a crack and crevice treatment to empty chests, bureaus and storage sites. After airing, infested articles may be lightly treated with the spray solution (keep the nozzle at least three feet from the fabric to avoid staining).

Flea and Tick Kill in Buildings [Structures]: Dilute 2.125-4.25 fluid ounces of Stryker per gallon of water and thoroughly apply the spray to infested areas such as pet beds and resting quarters, nearby cracks and crevices, rugs and floor coverings (including under the edges), between and under the cushions of upholstered furniture and other areas where these pests may be present. Treat entire rugs and furniture at the rate of 1 gallon of dilute spray per 750 square feet of surface. For tank mixing, see the **TANK MIXING INSTRUCTIONS** section of this label.

Remove old pet bedding and replace with clean, fresh bedding after treatment. Prior to pets' reentry into treated areas, treat pets with a flea and tick control product registered for use on pets.

For Use Indoors on Flowers, Foliage Plants, Shrubs and Trees

Combine 12-24 fluid ounces (355-710 ml) of Stryker with 100 gallons (378 L) of water for applications with conventional hydraulic sprayers or 1-2 teaspoons (5-15 ml) of Stryker per gallon (3.78 L) of water for applications with compressed air sprayers. For tank mixing, see the **TANK MIXING INSTRUCTIONS** section of this label.

Direct Spray to Fruits in Baskets, on Trucks or in Processing Plants: To kill *Drosophila* sp., *Tephritid* sp. Fruit flies, Vinegar flies and other nuisance pests, dilute 1 part concentrate with 1,200 parts water (1 pint (0.47 L) per 150 gallons water (567 L) or 1 teaspoon (5 ml) per 12.5 pints (5.87 L) water). Thoroughly mix the emulsion in the spray tank and treat as follows:

1. Apply liberally to fruits and vegetables in baskets, on trucks and in plants. Use sprayers at a high pressure for applying at the rate of 5-6 pints of diluted spray to a 2-ton load of produce. Direct the spray for maximum coverage of the baskets or hampers. It is important to spray between and beneath the containers.
2. Spray the raw stock stacked in the yard.
3. Dip baskets in the diluted spray, after dumping the produce, to kill adhering larvae and pupae.

For Use in Canneries: Spray the entire space inside of the cannery after washing/cleaning up and just before bringing food stuffs into it. Prepare spray solution by diluting 1 part concentrate to 29 parts of water (1 quart (0.95 L) with 7.5 gallons (28.4 L) water) up to 1 part concentrate with 11 parts of water (1 quart (0.95 L) with 3 gallons water (11.3 L)). Use 1 gallon of the spray per 750 square feet (54 ml/m³), directing it on walls, ceiling and floors paying special attention to forcing the spray into all cracks and crevices for the kill of Ants, Cheese mites, Crickets, Roaches, Silverfish and Spiders. This same solution used as a space spray, will give excellent kill of fruit flies, houseflies, hornets, grain moths, gnats, mosquitoes, and skipper flies. Use 1 [one] fluid ounce of spray per 1,000

cubic feet (1.06 ml/m³) of space. Do not spray while the plant is in operation as dead flies may fall into containers or the products being processed.

Use as a Space Spray in Food and Nonfood Areas of Food Processing Plants, Industrial Installations, Bakeries, Rice and Wheat Mills, Restaurants, Tobacco Warehouses, Grain Elevators, Homes and Warehouses: To kill flying insects such as Fruit flies, Grain moths, Gnats, Hornets, House flies, Mosquitoes, Skipper flies and Wasps, dilute at the rate of 1 part concentrate with 29 parts water (1 quart (0.95 L) with 7.5 gallons (28.3 L) water) up to 1 part with 11 parts water (1 quart (0.95 L) with 3 gallons (11.3 L) water). Use at the rate of 1/2-1 ounce of spray per 1,000 cubic feet (0.53 ml to 1.06 ml/m²) of space. Direct the space treatment upward and whenever practical, keep doors and windows closed for at least 10 minutes after application. The use of Stryker in food processing or food handling establishments should be confined to time periods when the plant is not in operation. Food should be removed or covered during treatments. All food processing surfaces should be covered during treatment or thoroughly cleaned before reuse.

Where oil residues are not undesirable, Stryker can be diluted at the rate of 1 part concentrate with 29 parts deodorized base oil up to 1 part concentrate with 11 parts in deodorized base oil (oil instead of water) and applied as a space spray with any good applicator such as mechanical or ULV foggers capable of producing aerosol size particles.

Use as a Surface Spray in Homes, Restaurants, Food Processing Plants, Industrial Installations and Warehouses: To kill accessible, exposed stages of crawling insects including, Ants, Cadelles, Cigarette beetles, Cockroaches, Confused flour beetles, Dark mealworms, Dried fruit beetles, Drugstore beetles, Grain mites, Red flour beetles, Rice weevils, Saw-toothed grain beetles, Spider beetles and Yellow mealworms, dilute 1 part of Stryker with 59 parts water [4.25 fluid ounces of Stryker per gallon of water] and apply at the rate of 1 gallon per 750 square feet (54 ml/m²), paying special attention to forcing the spray into all cracks and crevices.

Except in meat and poultry plants, food processing operations may continue when Stryker is applied with care as a surface spray and in accordance with the directions and precautions given above.

To kill accessible, exposed stages of crawling insects including, Ants, Cadelles, Cigarette beetles, Cockroaches, Confused flour beetles, Dark mealworms, Dried fruit beetles, Drugstore beetles, Grain mites, Red flour beetles, Rice weevils, Saw-toothed grain beetles, Spider beetles and Yellow mealworms, dilute 1 part of Stryker with 19 parts of water [2.125 fluid ounces of Stryker per gallon of water] and apply at the rate of 1 gallon per 750 square feet (54 ml/m²), paying special attention to forcing the spray into all cracks and crevices.

Void Treatment: Undiluted ULV treatment: To treat inaccessible voids including, but not limited to, attics, false ceilings, wall and equipment voids, calculate the volume of the void and apply Stryker through ULV crack and crevice application equipment at the rate of 0.33 fluid ounces per 1,000 cubic feet of space.

For Use in Storage Sites: This concentrate can be used to treat grain and seed in warehouse bins and trucks, cargo ships, mills, bin hoppers, elevators and conveying equipment as a clean-up prior to using them for storage. In mills and elevators, remove all infested accumulations of grain from the bin hoppers. Thoroughly clean all storage areas and conveying equipment by sweeping out the waste grain, cobwebs and other debris from the walls and rafters as well as on the floor and door frames with special attention to material lodged in the cracks and crevices. Remove all and burn all of the debris to kill eggs and insects that might be present.

For farms, pay particular attention to cleaning up around the used feed and grain bags, grain residues from wagons, harvesting equipment and feed troughs. Do not place newly harvested grain in the same bin with carry-over grain; fumigate all carry-over grain stocks that are not treated with grain protectant. Perform these cleaning operations within 2-3 weeks before harvest.

After above sanitation measures have been employed, spray all areas prior to use for storage with 1 part concentrate to 29 parts water (1 quart (0.95 L) with 7.5 gallons (28.3 L) water) up to 1 part concentrate to 11 parts water (1 quart (0.95 L) to 3 gallons (11.3 L) water). Apply at the rate of 1 [one] gallon per 750 square feet (54 ml/m²) on walls, floors, ceilings and partition boards of bins, paying particular attention to forcing the spray into all cracks and crevices.

Inspect monthly. If the top 2 or 3 inches (5.08 or 7.62 cm) are found to be infested, re-treat applying at the rate of 1-2 gallons (3.78 L-7.56 L) of spray solution per 1,000 bushels of stored product.

For Use on Stored Products: This concentrate can be used at the rate of 1 part concentrate to 29 parts or deodorized base oil up to 1 part to 11 parts water or deodorized base oil on Almond nutmeat and shells, Barley, Beans, Birdseed, Buckwheat, Cocoa beans, Corn, Cottonseed, Dried apricots, Dried fruit, Dried prunes, Figs, Flax, Grain, Nuts, Oats, Peanuts, Pistachio, Raisins, Rice, Rye, Sorghum, Tobacco, Walnut nutmeat and shells and Wheat, held in storage to kill accessible stages of Almond moths, Angoumois Grain moths, Cadelle beetles, Cigarette beetles, Confused flour beetles, Flat grain beetles, Granary weevils, Indian meal moths, Red flour beetles, Rice weevils, Rusty grain beetles, Saw-toothed grain beetles, Squarenecked grain beetles and Tobacco moths.

Pantry Pests: To kill exposed adult and immature stages of stored product insects including, but not limited to, Almond moths, Angoumois grain moths, Cadelles, Cigarette beetles, Confused flour beetles, Drugstore beetles, Flat grain beetles, Granary weevils, Indian meal moths. Lesser grain borers, Maize weevils, Mediterranean flour moths, Merchant grain beetles, Red flour beetles, Rice weevils, Rusty grain beetles, Saw-toothed grain beetles and Squarenecked grain beetles, dilute 2.125-4.25 fluid ounces of Stryker per gallon of water and apply to cupboards, shelves and storage areas. Remove all utensils, unprotected foodstuffs (or any with original packaging that has been opened), shelf paper and other objects before treatment. Allow treated surfaces to dry before covering shelves with clean paper and before replacing any utensils, foodstuffs or other items. Discard any foodstuff that was accidentally contaminated with the spray solution.

For Use on Sweet Potatoes in Storage: To kill Fruit flies and Vinegar flies dilute, this concentrate at the rate of 1 part to 19 parts water (6.4 fluid ounces per gallon (51 ml/L)). Apply as a space fog with a mechanical fogger capable of producing aerosol size particles at the rate of 1 gallon spray solution per 100,000 cubic feet (1.34 ml/m²) of space. Apply only when flying insects are present. Several applications may be necessary during periods of heavy infestation, but do not spray more than 10 applications.

Surface Treatment of Stored Grain and Seed: Kills Angoumois grain moths, Indian meal moths and Mediterranean flour moths, inspect grain and/or seed monthly after the grain and/or seed is placed in storage. If the top 2-3 inches are infested, dilute 1 part of Stryker with 19 parts of water and apply at the rate of 1-2 gallons per 1,000 square feet (40-80 ml/m²) of grain. Rake the mixture into the grain and/or seed to a depth of 4 inches (10.16 cm).

For Use as a Grain Protectant: This concentrate, when diluted with water and sprayed directly on grains, will effectively protect the grain against grain storage insects for a full season or approximately 8 months. Dilute at the rate of 1 part concentrate to 29 parts water (1 quart (0.95 L), concentrate to 7.5 gallons water (28.34 L)). Thoroughly mix the solution and apply at the rate of 4-5 gallons (15.12-18.9 L) per 1,000 bushels of grain as it is carried along a belt or as it enters the auger or elevator. This concentrate may be used in combination with an EPA-registered fumigant for use on heavily infested stored products.

FOR USE AS A LIVESTOCK AND POULTRY SPRAY

1. To kill **Gnats, Horn flies, Houseflies and Mosquitoes**, dilute at the rate of 1-2 fluid ounces concentrate per gallon (8-16 ml/L) of water and apply to thoroughly wet the hair paying particular attention to topline, underline, flanks, withers and other infested areas. Repeat treatment at intervals of 5 to 12 days for small insect populations or as needed when flies are emerging in large numbers.
2. To kill **Deer, Horse and Stable flies**, dilute at the rate of 2-3 fluid ounces concentrate per gallon (16-24 ml/L) of water and apply a quart (0.95 L) per adult animal. Thoroughly wet the hair and pay particular attention to the legs, flanks, barrel, topline and other body areas commonly attacked by these flies. Repeat treatment each week as needed.
3. To kill **Face flies** dilute at the rate of 2 fluid ounces concentrate per gallon (16 ml/L) of water and apply by saturating a cloth and wiping animal's face, being careful to protect the animal's eyes from the solution. Apply to the animal's face in the morning before releasing to pasture. Apply sufficiently to wet the face but not more than 1-1/2 fluid ounces (44 ml) per animal. Repeat daily as needed.
4. For effective kill of **biting and sucking lice** on Cattle, Goats, Hogs, Horses and Sheep, dilute at the rate of 1 quart concentrate (0.95 L) to 75 gallons of water (283.5 L) (1 fluid ounce concentrate to 2 gallons (4ml/L) of water) and thoroughly spray to wet the hair of the animal including the head and brush of the tail. Repeat treatment in 10 days to kill newly hatched lice.

5. To kill **Poultry lice**, use a dilution of 2-3 ounces of concentrate per gallon (16 to 24 ml/L) of water and thoroughly spray roosts, wall, nests and cages. It is not necessary to remove poultry from the housing unit during treatment. Follow by spraying a fine mist over the birds.
6. To kill **Bed bugs and Mites** on poultry and in poultry houses, dilute at the rate of 2-3 fluid ounces concentrate per gallon (16-24 ml/L) of water and spray crevices of roost poles, cracks in walls and cracks in nests where the bed bugs and mites hide. Follow by spraying a fine mist over the birds.
7. To kill **Sheep "tick" or ked**, dilute at the rate of 1-2 fluid ounces concentrate per 4 gallons (2-4 ml/L) of water and thoroughly wet all portions of the body by dipping or by spraying with sufficient pressure with a nozzle adjustment to penetrate the wool. Treat at a rate sufficient to wet the animal.
8. To kill **Fleas and Ticks** on livestock and to obtain protection against reinfestation, dilute at the rate of 2 fluid ounces concentrate per gallon (16 ml/L) of water and wet the animal by dipping or spraying.

For Use in Barns, Dairies, Milking Parlors, Milking Rooms and Poultry Houses: To kill flying insects including, Flies, Fruit flies, Gnats, Hornets Mosquitoes, Small flying moths and Wasps, dilute at the rate of 2 fluid ounces concentrate per gallon (16 ml/L) of water. Apply as a fog or fine mist (at approximately 2 fluid ounces per 1,000 cubic feet of space (2 ml/m³)), directing the nozzle toward the ceiling and upper corners of the area being treated for maximum coverage above livestock and poultry. For best results, close doors and windows before spraying, and keep them closed for 10-15 minutes. Vacate the treated area for 30 minutes and ventilate it prior to returning. Repeat application as necessary.

FOR USE AS A WIDE AREA MOSQUITO ADULTICIDE

How to Apply: Before making the first application in a season, it is advisable to consult with the state or tribal agency with primary responsibility for pesticide regulation to determine if other regulatory requirements exist.

Stryker may be used for mosquito control programs involving agricultural areas, industrial, recreational and residential as well as marshes, pastures, overgrown waste areas, roadsides and swamps, where adult mosquitoes occur. Stryker may be used over agricultural crops prior to harvest for the control of adult mosquitoes within or adjacent to these areas. For best results, apply when meteorological conditions create a temperature inversion and wind speed does not exceed 5 miles per hour. Make the application so the wind will carry the insecticidal fog into the area being treated.

Do not apply more than 0.2 pounds [lbs.] pyrethrin per acre per year (226.75 g/Ha/year) and 2 pounds [lbs.] piperonyl butoxide per acre per year (2,267.5 g/HA/year) in any treated area. More frequent treatments may be made to prevent or control a threat to public and/or animal health determined by a state, tribal or local health or vector control agency on the basis of documented evidence of disease causing agents in vector mosquitoes or the occurrence of mosquito-borne disease in animal or human populations, or specifically approved by the state or tribe during a natural disaster recovery effort.

Spray Droplet Size Determination: Contact manufacturer of Stryker for spread factor of various diluting oils with Stryker.

Ground-Based Application: Spray equipment must be adjusted so that the volume median diameter (VMD) is 5 to 30 microns ($5\mu\text{m} \leq D_v 0.5 \leq 30\mu\text{m}$) and that 90% of the spray is contained in droplets smaller than 40 microns ($D_v 0.9 \leq 40\mu\text{m}$). Directions from the equipment manufacturer or vendor, pesticide registrant or a test facility using a laser-based measurement instrument must be used to adjust equipment to produce acceptable droplet size spectra. Application equipment must be tested annually to confirm that pressure at the nozzle and nozzle flow rate(s) are properly calibrated.

When used in cold aerosol generators that product a fog with the majority of droplets in the 5-30 micron range. Dilute Stryker with light mineral oil (specific gravity of approximately 0.6 at 60°F (15.5°C); boiling point: 500-840°F (260-448.8°C). An N.F. grade oil is preferred.

Aerial application: Spray equipment must be adjusted so that the volume mean diameter produced is less than 60 ($D_v 0.5 < 60\mu\text{m}$) and that 90% of the spray is contained in droplets smaller than 100 microns ($D_v 0.9 < 100\mu\text{m}$). The effects of flight speed and for non-rotary nozzles, nozzle angle on the droplet size spectrum must be considered. Directions from the equipment manufacturer or vendor, pesticide registrant or test facility using a wind tunnel and laser-based measurement instruments must be used to adjust equipment to product acceptable droplet size spectra.

Application equipment must be tested at least annually to confirm that pressure at the nozzle and nozzle flow rate(s) are properly calibrated. Apply using a nozzle height of no less than 100 feet (30.5 m) above ground or canopy in a fixed wing aircraft or a height of no less than 75 feet (22.9 m) above the ground or canopy for a rotary wing aircraft.

Ground Application: To kill adult mosquitoes and biting flies, apply up to 0.0025 pounds of pyrethrins and up to 0.025 pounds of piperonyl butoxide per acre (27.5 g of pyrethroids/Ha and up to 27.5 g of piperonyl butoxide/Ha) (use a 300 foot swath width for acreage calculations).

Truck Mounted ULV Application: Dilute 5 parts of Stryker with 1 part of oil and apply at the rate of 2-2.25 fluid ounces (59-66.5 ml) per minute while the machine is traveling 5 miles per hours (8 Km/hour). Position the nozzle approximately 30 degrees above the horizontal off the side of the truck bed. The delivery rate and truce speed may be varied as long as the application rate is 0.022-0.0025 pounds of pyrethrins (2.25-2.83 g/HA) and up to 0.025 pounds of piperonyl butoxide per acre (28.3 g/Ha) (use a 300 foot swath width for acreage calculations).

Backpack Sprayer Application: Apply 0.002-0.0025 pounds (2.25-2.83 g/HA) and 0.025 pounds of piperonyl butoxide of pyrethrins (28.3 g/Ha) per acre. Dilute 1 part of Stryker with 12 parts of oil and apply at the rate of 7 ounces per acre (496 g/Ha) (based on 50 foot swath, 7 ounces (198 g) apply while walking 870 feet (265m)).

Aerial Application (Fixed Wing and Helicopter): To kill adult mosquitoes and biting flies, apply up to 0.0025 pounds of pyrethrins (2.83 g/Ha) and up to 0.025 pounds of piperonyl butoxide (28.3 g/Hs) per acre with equipment designed and operated to product a ULV spray application.

{For product in rigid, non-refillable containers less than or equal to 5 gallons;}

Storage and Disposal

Do not contaminate water, food or feed by storage or disposal.

Pesticide Storage: Keep Stryker in its tightly closed original container when not in use. Store Stryker away from food and pet food in a cool, dry (preferably locked) area that is inaccessible to children and animals. **Pesticide Disposal:** Wastes resulting from the use of Stryker must be disposed on site or at an approved waste disposal facility. **Container Disposal:** Non-refillable container. Do not reuse or refill this container. Triple rinse (or equivalent) promptly after emptying. Triple rinse as follows: Empty the remaining contents into application equipment or a mix tank and drain for 10 seconds after the flow begins to drip. Fill the container 1/4 full with water and recap. Shake for 10 seconds. Pour rinsate into application equipment or a mix tank or store rinsate for later use or disposal. Drain for 10 seconds after the flow begins to drip. Repeat this procedure two more times. Then offer for recycling if available, or reconditioning if appropriate, or dispose of in a sanitary landfill, or by other procedures approved by State and local authorities.

{For product in rigid, non-refillable containers greater than 5 gallons ;}

Storage and Disposal

Do not contaminate water, food or feed by storage or disposal.

Pesticide Storage: Keep Stryker in its tightly closed original container when not in use. Store Stryker away from food and pet food in a cool, dry (preferably locked) area that is inaccessible to children and animals. **Pesticide Disposal:** Wastes resulting from the use of Stryker must be disposed on site or at an approved waste disposal facility. **Container Disposal:** Non-refillable container; do not reuse or refill this container. Triple rinse (or equivalent) container promptly after emptying. Triple rinse as follows: Empty the remaining contents into application equipment or a mix tank. Fill the container 1/4 full with water. Replace and tighten closures. Tip container on its side and roll it back and forth, ensuring at least one complete revolution, for 30 seconds. Stand the container on its end and tip it back and forth several times. Turn the container over onto its other end and tip it back and forth several times. Empty the rinsate into application equipment or a mix tank or store rinsate for later use or disposal. Repeat this procedure two more times. Then offer for recycling if available, or reconditioning if appropriate, or dispose of in a sanitary landfill, or by other procedures approved by State and local authorities.

{For product in rigid, refillable containers ;}

Storage and Disposal

Do not contaminate water, food or feed by storage or disposal.

Pesticide Storage: Keep Stryker in its tightly closed original container when not in use. Store Stryker away from food and pet food in a cool, dry (preferably locked) area that is inaccessible to children and animals. Store in original

container in a cool, dry place inaccessible to children and pets. Store away from food and pet food. **Pesticide Disposal:** Wastes resulting from the use of Stryker must be disposed on site or at an approved waste disposal facility. **Container Disposal:** Refillable container; refill this container only with pesticide only. Do not reuse this container for any other purpose. Cleaning the container before refilling is the responsibility of the refiller; cleaning before final disposal is the responsibility of the person disposing of the container. To clean the container before final disposal, empty the remaining contents from this container into application equipment or mix tank. Fill the container about 10% full with water, then vigorously agitate or recirculate water with the pump for 2 minutes. Pour or pump rinsate into application equipment or rinsate collection system. Repeat this procedure 2 more times, then offer for recycling if available, or reconditioning if appropriate; or dispose of in a sanitary landfill; or by other procedures approved by State and local authorities.

{For Consumer/Residential Use:}

Storage and Disposal

Do not contaminate water, food or feed by storage or disposal.

Pesticide Storage: Store in original container in a cool, dry (preferably locked) storage area away from children and pets. **Pesticide/Container Disposal:** Non-refillable container; do not reuse or refill this container. **If empty:** Place in trash or offer for recycling if available. **If partly filled:** Call your local solid waste agency for disposal instructions.

{Per PR Notice 2007-4 the batch code/lot number will appear on the label or container.}

WARRANTY STATEMENT

Control Solutions, Inc. warrants that Stryker conforms to the chemical description on the label thereof and is reasonably fit for purposes stated on such label when used only in accordance with directions under normal use conditions. It is impossible to eliminate all risks inherently associated with use of Stryker. Crop injury, ineffectiveness, or other unintended consequences may result because of such factors as weather conditions, presence of other materials, or the manner of use or application, all of which are beyond the control of Control Solutions, Inc. To the extent consistent with applicable law, Control Solutions, Inc. shall in no event be liable for consequential, special, or indirect damages resulting from the use or handling of Stryker; all such risks shall be assumed by the Buyer. In addition to the foregoing, no purchaser of Stryker (other than an end user) shall be entitled to any reimbursement for any loss suffered as a result of any suspension or cancellation of the registration for Stryker by the U.S. Environmental Protection Agency. Except as expressly provided herein and to the extent consistent with applicable law, Control Solutions, Inc. makes no warranties, guarantees, or representations of any kind, either express or implied, or by usage of trade, statutory or otherwise, with regard to the product sold, including, but not limited to merchantability, fitness for a particular purpose and/or use or eligibility of the product for any particular trade usage. The exclusive remedy of any buyer or user of Stryker for any and all losses, injuries, or damage resulting from or in any way arising from the use, handling, or application of Stryker, whether in contract, warranty, tort, negligence, strict liability, or otherwise, shall be damages not exceeding the purchase price paid for Stryker or, at Control Solutions, Inc. election, the replacement of Stryker.

Manufactured for:

Control Solutions, Inc.

5903 Genoa-Red Bluff
Pasadena, TX 77507-1041



Control Solutions Inc.

A member of the ADAMA Group

Stryker™

Insecticide Concentrate

Subpart A: Occupational Use Label

- Can be mixed with residual insecticides and IGR's for quick knockdown of adult fleas
- Can be sprayed on poultry to kill lice, bed bugs and mites
- Except in meat and poultry plants, food processing operations do not have to be stopped while applying a wet surface spray with care and in accordance with the directions and precautions
- For use on ornamentals, stored products, on livestock, in and around buildings and structures
- For use on plants grown outdoors and in greenhouses
- Kills cockroaches, flies, fleas, ticks, beetles, moths, bed bugs and other listed insects.
- Kills flies, mosquitoes and biting and sucking lice on cattle, goats, hogs, horses and sheep
- Mattress treatment for bed bugs
- May be combined with other insecticides and acaricides to provide a flushing of insects
- Multipurpose insecticide

Active Ingredients:

Pyrethrins (CAS No. 8003-34-7) 6%
 Piperonyl butoxide* (CAS No. 51-03-6) 60%

Other Ingredients 34%

Total 100%

*(butyl carbityl)(6-propylpiperonyl) ether and related compounds

Keep Out of Reach of Children
CAUTION
 See [back] [side] panel for additional Precautionary Statements.

EPA Reg. No. 53883-308 EPA Est. _____

Net Contents:

{1 fluid ounce to 250 gallons}

First Aid

If Swallowed:	<ul style="list-style-type: none"> • Immediately call a poison control center or doctor for treatment advice. • Have person sip a glass of water if able to swallow. • Do not induce vomiting unless told to do so by a poison control center or a doctor. • Do not give anything by mouth to an unconscious person
If on Skin or Clothing:	<ul style="list-style-type: none"> • Take off contaminated clothing. • Immediately rinse skin with plenty of water for 15-20 minutes. • Call a poison control center or doctor for treatment advice.

Have the product container or label with you when calling the poison control center or doctor or going for treatment. For additional information on Stryker (including health concerns, medical emergencies or pesticide incidents), you may call the National Pesticide Information Center at 1-800-858-7378, Monday through Friday from 7:30 AM to 3:30 PM Pacific Standard Time (PST). After 3:30 PM PST and on weekends, call your National Poison Control Center at 1-800-222-1222.

PRECAUTIONARY STATEMENTS

Hazards to Humans & Domestic Animals

CAUTION: Harmful if swallowed. Prolonged or frequently repeated skin contact may cause allergic reactions in some individuals. Avoid contact with skin or clothing. Wash hands thoroughly with soap and water after handling and before eating, drinking, chewing gum, using tobacco or using the toilet.

Personal Protective Equipment (PPE)

Some materials that are chemical resistant to Stryker are made of barrier laminate, butyl rubber, nitrile rubber or viton. If you want more options, follow the instructions for category E on an EPA Chemical resistance chart.

Applicators and other handlers must wear:

- Long-sleeved shirt,
- Long pants,
- Chemical resistant gloves,
- Shoes plus socks, and
- Protective eyewear

In addition to the above PPE, applicators using a high pressure handwand in an enclosed area must wear at least a NIOSH-approved respirator with a dust/mist filter with a MSHA/NIOSH-approval number prefix TC-21C or any N, R, P or HE filter.

In addition to the above PPE, applicators using hand held foggers in an enclosed area must wear a half-face, full-face or hood-style NIOSH-approved respirator with:

- a dust/mist filtering cartridge (MSHA/NIOSH-approval number prefix TX-21C) or
- a canister approved for pesticides (MSHA/NIOSH-approval number prefix TX-14G) or
- a cartridge or canister with any N, R, P or HE filter.

See engineering controls for additional requirements.

User Safety Requirements

Follow manufacturer's instructions for cleaning/maintaining PPE. If no such instructions for washables exist, use detergent and hot water. Keep and wash PPE separately from other laundry.

Discard clothing and other absorbent materials that have been drenched or heavily contaminated with the product's concentrate. Do not reuse them.

Engineering Controls

Pilots must use an enclosed cockpit that meets the requirements listed in the Worker Protection Standard (WPS) for agricultural pesticides (40 CFR 170.240(d)(6)). Human flagging is prohibited. Flagging to support aerial application is limited to use of the Global Positioning System (GPS) or mechanical flaggers.

User Safety Recommendations

Users should:

- Wash hands before eating, drinking, chewing gum, using tobacco or using the toilet.
- Remove clothing/PPE immediately if pesticide gets inside. Then wash thoroughly and put on clean clothing.
- Remove PPE immediately after handling Stryker. Wash the outside of gloves before removing.
- As soon as possible, wash thoroughly and change into clean clothing.

Environmental Hazards

Stryker is toxic to aquatic organisms, including fish and invertebrates. Drift and runoff may be hazardous to aquatic organisms in water adjacent to treated areas. Stryker may contaminate water through runoff. Stryker has a potential for runoff for several weeks after application. Poorly draining soils and soils with shallow water tables are more prone to produce runoff that contains Stryker.

Stryker is highly toxic to bees exposed to direct treatment on blooming crops or weeds. Do not apply Stryker or allow it to drift to blooming crops or weeds while bees are actively visiting the treatment area.

Do not apply directly to water to areas where surface water is present or to intertidal areas below the mean high water mark. Do not contaminate water when disposing of equipment wash waters or rinsate.

DIRECTIONS FOR USE

It is a violation of Federal law to use Stryker in a manner of inconsistent with its labeling.

Agricultural Use Requirements

Use Stryker only in accordance with its labeling and with the Worker Protection Standard, 40 CFR Part 170. This Standard contains requirements for the protection of agricultural workers on farms, forests, nurseries and greenhouses, and handlers of agricultural pesticides. It contains requirements for training, decontamination, notification and emergency assistance. It also contains specific instructions and exceptions pertaining to the statements on this label about personal protective equipment (PPE) and restricted-entry interval. The requirements in this box apply only to uses of Stryker that are covered by the Worker Protection Standard.

Do not enter or allow worker entry into treated areas during the restricted-entry interval (REI) of 12 hours.

PPE required for early entry to treated areas that is permitted under the Worker Protection Standard and that involves contact with anything that has been treated, such as soil or water, is:

- coveralls,
- chemical-resistant gloves such as barrier laminate, nitrile rubber, neoprene rubber, or viton.
- shoes plus socks, and
- protective eyewear

Non-Agricultural Use Requirements

The requirements in this box apply to uses of Stryker that are NOT within the scope of the Worker Protection Standard for agricultural pesticides (40 CFR Part 170). The WPS applies when Stryker is used to produce agricultural plants on farms, forests, nurseries and greenhouses.

Do not enter treated area without protective clothing until sprays have dried.

USE RESTRICTIONS

When Used Outdoors:

- Apply Stryker only as specified on the label.
- Do not contaminate food or feedstuffs.
- Do not enter or allow others to enter until vapors, mists and aerosols have dispersed, and the treated area has been thoroughly ventilated.
- Do not apply Stryker in a way that will contact workers or other persons, either directly or through drift.
- Except when applying to livestock and pets, only protected handlers may be in the area during application.
- Do not make applications during rain.
- Do not water treated area to the point of runoff or drip.
- Do not apply Stryker with a sponge.
- Not for use in outdoor metered release devices or outdoor residential misting systems (indoor or outdoor).
- Application is prohibited directly into sewers or drains or to any area like a gutter where drainage to sewers, storm drains, water bodies or aquatic habitat can occur.
- Do not allow the product to enter any drain during or after application.

When Used Indoors:

- Apply Stryker only as specified on the label.
- Do not contaminate food or feedstuffs.
- Remove pets, birds and cover fish aquariums before application.
- Remove or cover exposed food and drinking water before application.
- Except when applying directly to pets, do not allow adults, children or pets to enter treated area until sprays have dried.

- Except when applying directly to pets or livestock, do not apply Stryker in a way that will contact adults, children or pets, either directly or through drift.
- Do not wet plants to the point of runoff or drip.
- Remove or cover dishes, utensils, food processing equipment and food preparation surfaces, or wash them before use.
- Except when applying to pets or livestock, do not remain in treated area; immediately exit area and remain outside the treatment area until aerosols, vapors and/or mists have dispersed.
- Do not apply as a broadcast or spot treatment to indoor surfaces in certain sites including nurseries, day care centers, schools, and sickrooms.
- Do not use in commercial food/feed handling establishments, restaurants or other areas where food is commercially prepared or processed.
- Do not wet articles to point of runoff or drip.
- Do not use treated article until spray has dried.
- Do not remain in treated area. Exit area immediately and remain outside the treated area until aerosols, vapors and/or mists have dispersed.
- In hospitals, patients must be removed prior to treatment. The room must be ventilated for two hours after spraying. Do not return patient to room until after ventilation.
- When used in dairy barns or facilities: Close milk tank lids to prevent contamination from spray and from dead or falling insects. Remove or cover milking utensils before application. Wash teats of animals before milking.
- When used indoors in food handling/processing facilities: Do not make space spray applications when facility is in operation. Prior to space spray applications, cover or remove exposed food; cover food processing surfaces or clean after treatment and before use. Do not apply more than 1 time per day.
- For greenhouse grown ornamentals and flower/foilage plants: Do not apply more than 1 time per day.
- For post-harvest applications to stored grains and seed: Do not re-apply within 30 days.
- Not for use in indoor metered release devices or indoor commercial animal premise automatic systems.
- Do not use in aircraft cabins.

Product Information

Stryker is intended for use on ornamentals, greenhouse plants, stored products, livestock, in and around buildings and structures as well as modes of transport.

When used alone, this concentrate can also be used as a clean-up or pre-harvest spray where other materials cannot be used because of residue restrictions. Contains pyrethrins, a botanical insecticide.

When used in combination with other insecticides, Stryker may be combined with other insecticides and acaricides where resistance may be a problem and to provide a flushing of insects from hiding and into contact with other spray residues for quicker and more complete kill. The application must conform to the accepted use precautions and directions of both products.

Stryker may be applied through mechanical, aerosol or ULV generators as well as thermal fogging equipment, conventional fogging or spraying equipment and chemigation. Stryker may also be applied as a surface, spray, spot or crack and crevice treatment in both food and non-food areas of food handling establishments.

Chemigation

Apply Stryker only through sprinkler (including center pivot, lateral move, end tow, side (wheel) roll, traveler, big gun, solid set or hand move) or drip (trickle) irrigation systems. Do not apply Stryker through any other type of irrigation system. Crop injury, lack of effectiveness or illegal pesticide residues in the crop can result from non-uniform distribution of treated water. If you have questions about calibration, contact State Extension Service specialists, equipment manufacturers or other experts.

Do not connect an irrigation system (including greenhouse systems) used for pesticide application to a public water system. A person knowledgeable of the chemigation system and responsible for its operation or under the supervision of the responsible person, shall shut the system down and make necessary adjustments should the need arise.

For Sprinkler Chemigation:

- The system must contain a functional check valve, vacuum relief valve and low pressure drain appropriately located on the irrigation pipeline to prevent water source contamination from backflow.
- The pesticide injection pipeline must contain a functional, automatic, quick-closing check valve to prevent the flow of fluid back toward the injection pump.
- The pesticide injection pipeline must also contain a functional, normally closed, solenoid-operated valve located on the intake side of the injection pump and connected to the system interlock to prevent fluid from being withdrawn from the supply tank when the irrigation system is either automatically or manually shut down.
- The system must contain functional interlocking controls to automatically shut off the pesticide injection pump when the water pump motor stops.
- The irrigation line or water pump must include a functional pressure switch that will stop the water pump motor when the water pressure decreases to the point where pesticide distribution is adversely affected.
- Systems must use a metering pump, such as a positive displacement injection pump (e.g., diaphragm pump) effectively designed and constructed of materials that are compatible with pesticides and capable of being fitted with a system interlock.
- Do not apply when wind speed favors drift beyond the area intended for treatment.

For Drip (Trickle) Chemigation:

- The system must contain a functional check valve, vacuum relief valve and low pressure drain appropriately located on the irrigation pipeline to prevent water source contamination from backflow.
- The pesticide injection pipeline must contain a functional, automatic, quick-closing check valve to prevent the flow of fluid back toward the injection pump.
- The pesticide injection pipeline must also contain a functional, normally closed, solenoid-operated valve located on the intake side of the injection pump and connected to the system interlock to prevent fluid from being withdrawn from the supply tank when the irrigation system is either automatically or manually shut down.
- The system must contain functional interlocking controls to automatically shut off the pesticide injection pump when the water pump motor stops.
- The irrigation line or water pump must include a functional pressure switch which will stop the water pump motor when the water pressure decreases to the point where pesticide distribution is adversely affected.
- Systems must use a metering pump such as a positive displacement injection pump (e.g., diaphragm pump) effectively designed and constructed of materials that are compatible with pesticides and capable of being fitted with a system interlock.

INSECTS KILLED

Use Stryker to kill the following listed insects: Ants, Aphids, Apple maggots, Armyworms, Artichoke plume moths, Asparagus beetles, Beet armyworms, Bagworms, Bean beetles, Blister beetles, Blow flies, Biting flies, Boll weevils, Cabbage loopers, Cankerworms, Carrot weevils, Caterpillars, Clover mites, Clover weevils, Cockroaches, 12-Spotted cucumber beetles, Codling moths, Colorado potato beetles, Corn earworms, Crickets, Crane flies, Cross-striped cabbageworms, Cucumber beetles, Deer flies, Deer ticks, Earwigs, Diamondback moth larvae, Eastern tent caterpillars, Elm leaf beetles, European corn borers, European pine tip moths, Face flies, Fall webworms, Fire ants, Firebrats, Fireworms, Flea beetles, Flies, Forest tent caterpillars, Fungus gnats, Fruit flies, Fruittree leafrollers, Grape leafhoppers, Grape leaf skeletonizers, Grasshoppers, Green fruit worms, Green peach aphids, Greenhouse thrips, Gypsy moths (adult and larvae), Harlequin bugs, *Heliothis* sp., Hornets, Horn flies, Hornworms, Horse flies, House flies, Important cabbageworms, Indian meal moths, Imported cabbageworms, Japanese beetles, Katydid, Lace bugs, Leafhoppers, Leafrollers, Leafminers, Lice, Loopers, Lygus, Mealy bugs, Mediterranean flour moths, Mexican bean beetles, Midges, Milipedes, Mosquitoes, Mushroom flies, Navel orangeworms, Onion maggots, Pear psylla, Potato leafhopper, Psyllids, Rice weevils, Saw-toothed grain beetles, Silverfish, Skippers, Sowbugs, Stable flies, Stink bugs, Spiders, Tabanidae, Tarnished plant bugs, Thrips, Tomato hornworms, Vinegar flies, Wasps, Webworms, Whiteflies and Yellow jackets.

PLANTS GROWN OUTDOORS AND IN GREENHOUSES

African violet, Ageratum, Aster, Azalea, Begonia, Cacti, Calceolaria, Calendula, Calla, Camellia, Carnation, Ceandhus, Cineraria, Chrysanthemum, Coleus, Cyclamen, Cypress, Daffodil, Denia, Delphinium, Dogwood, Fern, Ficus, Foliage plants, Fuschia, Gardenia, Geranium, Gladiolus, Gloxinia, Gypsophila, Holly, Hydrangea, Iris, Lilies, Maidenhair fern, Marigold, Juniper, Narcissus, Palm, Pansy, Petergonium, Peony, Petunia, Philodendron, Phlox, Pine, Pyracantha, Rhododendron, Roses, Rubber Plant, Snapdragon, Stock, Sweet pea, Tulips, Viburnum, Wandering Jew, Yew, Zinnia and Andromeda, Arborvitae, Ash, Beech, Birch, Boxwood, Cotoneaster, Crabapple, Dogwood, Elm, Euonymus, Fir, Firethorn, Forsythia, Hawthorn, Hemlock, Hickory, Holly, Honey locust, Horst chestnut, Juniper, Larch, Laurel, Lilac, Linden, Mimosa (Silk tree), Myrtle, Oak, Pine, Privet, Tulip tree, Viburnum, Willow and Yew.

Stryker may be used on most plants because its active ingredients are exempt from tolerance when applied to growing plants. The plant-grouping scheme used on this label was devised by the Environmental Protection Agency to expedite minor use pesticide registration.

Application Instructions:

Apply 2-16 fluid ounces per acre (147 ml -1,182 ml/Ha) and repeat if required to maintain effective kill. Use in sufficient water for thorough coverage of upper and lower leaf surfaces unless otherwise noted. Stryker may be applied by air in no less than 2 [two] gallons of water per acre (3.02 L/Ha) and by ground in no less than 10 [ten] gallons of water per acre (15.12 L/Ha). It is recommended that the final spray mix be buffered to a pH of 5.5-7.0.

This concentrate is relatively non-toxic to honey bees. To avoid possible harm to honey bees, it is advisable to apply in the early morning or late evening hours.

Application Instructions for Greenhouse Flowers, Foliage Plants, Fruit and Vegetables:

Combine 12-24 fluid ounces (355 ml-710 ml) of Stryker with 100 gallons of water (378 L) for applications with conventional hydraulic sprayers; or 1-2 teaspoons (5-10 ml) per gallon (3.78 L) of water for application with compressed air sprayers.

Phytotoxicity Note: Plant safety is an important consideration when using insecticides in a greenhouse. However, it is not possible to evaluate the phytotoxicity of Stryker towards numerous plant varieties that may react differently to insecticides in different stages or under varying environmental conditions. Before making widespread applications of Stryker, treat a limited number of plants and observe for phytotoxicity over a 10 day period.

TANK MIXING INSTRUCTIONS

Tank mix applications must be made in accordance with the more restrictive of label limitations and precautions. No label dosage rates should be exceeded. Stryker cannot be mixed with any product containing a label prohibition against such mixing.

If product [product name] is to be tank mixed with other insecticide, compatibility should be tested prior to mixing. To test for compatibility, use a small container and mix a small amount (0.5 to 1 qt), combining all ingredients in the same ratio as the anticipated use. If any indications of physical incompatibility develop, do not use this mixture. Indications of incompatibility usually will appear within 5-15 minutes after mixing.

For Use on Greenhouse Flowers and Foliage Plants:

To kill accessible, exposed stages of listed insects when used with a residual insecticide, tank-mix 1-4 fluid ounces (30 ml-20 ml) of Stryker with the proper amount of companion insecticide in 100 gallons (378 L) of water and apply with a conventional hydraulic sprayer.

Phytotoxicity Note: Plant safety is an important consideration when using insecticides in a greenhouse. However, it is not possible to evaluate the phytotoxicity of Stryker towards numerous plant varieties that may react differently to insecticides in different stages or under varying environmental conditions. Before making widespread applications of Stryker, treat a limited number of plants and observe for phytotoxicity over a 10 day period.

For Use Outdoors on Flowers, Foliage Plants, Shrubs and Trees:

To kill accessible, exposed stages of listed insects when used with a residual insecticide, tank-mix 1-4 fluid ounces (30-120 ml) of Stryker with the proper amount of companion insecticide in 100 gallons of water (378 L) (10 gallons (37.8 L) for low volume application mist blowers) and apply with a conventional hydraulic sprayer.

To Kill Gypsy Moth Caterpillars and Adults Outdoors:

To provide quick knockdown of gypsy moth caterpillars when used with a residual insecticide, tank-mix 1-4 fluid ounces (30-120 ml) of Stryker with the proper amount of companion insecticide in 100 gallons of water (378 L) (10 gallons (37.8 L) for air blast sprayers) and apply with a conventional hydraulic sprayer.

For Use Indoors on Flowers, Foliage Plants, Shrubs and Trees

To provide quick knockdown of insects when used with a residual insecticide, tank-mix 1-4 fluid ounces (30-120 ml) of Stryker with the proper amount of companion insecticide in 100 gallons (378 L) of water and apply with a conventional hydraulic sprayer.

Outdoor Perimeter Treatments:

To kill Ants, Bees, Centipedes, Cockroaches, Crickets, Firebrats, Fleas, Ground beetles, Millipedes, Pillbugs, Silverfish, Sowbugs, Spiders, Ticks and Wasps: To provide quick knockdown of the outdoor pests listed when used with a residual insecticide, tank-mix 1.0-2.125 fluid ounces of Stryker with the proper amount of companion insecticide.

Turf and Grass:

[In combination with residual insecticides:] To provide quick knockdown of insects when used with a residual insecticide, tank-mix Stryker at the rate listed [above] [in **Turf and Grass Coverage and Application Table**] with the proper amount of companion insecticide.

[Prior to mixing with a residual insecticide, conduct a compatibility test using the proper proportions of chemicals and water to ensure the physical compatibility of the mixture. Mix applications must be made in accordance with the more restrictive of label limitations and precautions. No label application rates may be exceeded. Stryker cannot be mixed with any product with label prohibitions against such mixing.]

Flea and Tick Kill in Buildings:

Used in Combination with Other Insecticides: To provide quick knockdown of adult fleas, tank-mix 0.5-1.0 fluid ounces of Stryker with the appropriate amount of companion insecticide per finished gallon.

Used in Combination with Insect Growth Regulators: To provide quick knockdown of adult fleas, tank-mix 2.125- 4.25 fluid ounces of Stryker with the appropriate amount of companion insecticide per finished gallon.

Use as a Surface Spray in Homes, Restaurants, Food Processing Plants, Industrial Installations and Warehouses:

To provide flushing and quick knockdown of insects Stryker may be tank-mixed with other insecticides at the rate of 1/4-1/2 fluid ounce (equivalent to 1/2-1 tablespoon or 7.4 to 14.8 ml) per gallon of spray solution.

To provide increased control of resistant German cockroaches, tank-mix 2.125 to 4.25 fluid ounces of Stryker with the appropriate amount of companion insecticide per finished gallon.

Use with Hydroponically Grown Vegetables:

As a Water System Treatment: To kill aquatic diptera larvae, apply Stryker to the water at the rates outlined in the following table:

Pyrethrins Concentrate (ppm)	ml of Stryker	Gallons of Water
0.1	64.6	10,000 (3,780 L)
0.01	6.46	10,000 (3,780 L)
0.001	0.646	10,000 (3,780 L)

For Use on Harvested Fruits and Vegetables: Including Apples, Blackberries, Blueberries, Boysenberries, Cherries, Crabapples, Currants, Dewberries, Figs, Gooseberries, Grapes, Guavas, Loganberries, Mangoes, Muskmelons, Oranges, Peaches, Pears, Peas, Pineapples, Plums, Raspberries and Tomatoes.

For Use on Almonds, Peanuts and Walnuts in Bulk or in Bags: To kill stored product insects such as Almond moths, Angoumois grain moths, Ants, Cadelles, Cigarette beetles, Confused flour beetles, Drugstore beetles, Flat grain beetles, Granary weevils, Indian meal moths, Lesser grain borers, Maize weevils, Mediterranean flour moths, Merchant grain beetles, Red flour beetles, Rice weevils, Rusty grain beetles, Saw-toothed grain beetles and Square-necked grain beetles, dilute 1.5 ounces of Stryker per gallon of water (11.7 ml/L) and apply as a coarse wet spray over the top of stored nuts or the outside surface of stacked bagged nuts at the rate of 4 gallons per 1,000 square feet (163 ml/m²). Apply at weekly intervals for about 6 weeks and then at 15-day intervals. Apply the first two applications at the rate of 4 gallons per 1,000 square feet (163 ml/m²); apply subsequent treatments at the rate of 2 gallons per 1,000 square feet (80 ml/m²).

OUTDOOR USES

For Use Around Homes and Other Buildings: In grassy undeveloped areas use this concentrate at 1 part to 59 parts water to kill foraging fire ants. Also liberally spray grassy areas around yard borders to kill ticks that may carry Lyme Disease.

Perimeter Treatments: To kill Ants, Bees, Centipedes, Cockroaches, Crickets, Firebrats, Fleas, Ground beetles, Millipedes, Pillbugs, Silverfish, Sowbugs, Spiders, Ticks and Wasps, dilute 2.125-4.25 fluid ounces of Stryker per gallon of water and apply at the rate of 1 gallon per 750 square feet to a band of soil and vegetation 6-10 feet wide around and adjacent to buildings. Treat the building foundation to a height of 2-3 feet at the rate of 1 gallon per 750 square feet. For tank mixing, see the **TANK MIXING INSTRUCTIONS** section of this label.

Brown dog ticks: To kill Brown dog ticks around residential areas, rural fields, woods, lots, roadsides, pathways and coastal vegetation areas, dilute 4.25 fluid ounces of Stryker per gallon of water and apply with a mist blower (or other similar equipment) calibrated to deliver 3 gallons per acre. Apply during the peak of infestation and repeat as necessary to maintain control. Make thorough applications to the vegetation upon which the ticks rest.

Fleas: To kill fleas around residential areas, dog houses, kennels, paths, patios and under plants, shrubs, trees or other shaded, moist areas where pets may rest, dilute 4.25 fluid ounces of Stryker per gallon of water and apply at the rate of 1 gallon per 750 square feet.

Turf and Grass: Use alone as a contact spray to kill Ants, Armyworms, Billbugs, Chinch bugs, Chiggers, Crickets, Cutworms, Earwigs, Fleas, Grasshoppers, Hyperodes weevils (adults), Japanese beetles (adults), Mole crickets, Sod webworms and Ticks. Dilute with enough water to obtain thorough coverage and apply per the instructions in the following table:

Turf and Grass Coverage and Application Table

Treatment Area (Square feet)	Fluid Ounces of [Product name]	Suggested Volume of Water (Gallons)
1,000	0.25 to 0.5	2.5 to 5.0
5,000	0.25 to 2.5	15.5 to 25.0
20,000	5.0 to 10.0	50.0 to 100.0
43,560	12.0 to 24.0	110.0 to 220.0

Note: 43,560 square feet = 1 acre

For tank mixing, see the **TANK MIXING INSTRUCTIONS** section of this label.

As a turf pest diagnostic aid: To detect insects prior to making an insecticide application or to evaluate control from previous treatments, dilute 0.5 fluid ounces of Stryker per gallon of water and apply evenly with a sprinkling can over one square yard of turf. Record the species and number of insects present 10 minutes after application. Sample 3-5 sites per 5,000 square feet. Note: this procedure does not bring white grubs or billbug grubs to the surface. Use other methods to sample for these pests.

For Use Outdoors on Flowers, Foliage Plants, Shrubs and Trees:

Combine 12-24 fluid ounces (355-710 ml) of Stryker with 100 gallons of water (378 L) for applications with conventional hydraulic sprayers or 12-24 teaspoons (355-710 ml) per 10 gallons (37.8 L) of water for application with low volume mist blowers or 1-2 teaspoons (5-10 ml) per gallon (3.76 L) of water for application with compressed air sprayers. For tank mixing, see the **TANK MIXING INSTRUCTIONS** section of this label.

To Kill Gypsy Moth Caterpillars and Adults:

Combine 8-12 fluid ounces (237-355 ml) of Stryker with 100 gallons of water (378 L) for applications with conventional hydraulic sprayers or 8-12 teaspoons (237-355 ml) per 10 gallons (37.8 L) of water for application with all blast sprayers. For tank mixing, see the **TANK MIXING INSTRUCTIONS** section of this label.

INDOOR USES

Indoor Use Areas: Apartment buildings, Bakeries, Beverage plants, Bottling facilities, Breweries, Cafeterias, Candy plants, Canneries, Cereal processing and manufacturing plants, Dairies and dairy product processing plants, Frozen food plants, Grain elevators, Grain mills, Granaries, Hospitals, Hotels, Houses, Industrial buildings, Kennels, Kitchens, Laboratories, Manufacturing facilities, Mausoleums, Meat processing and packaging plants, Meat and vegetable canneries, Motels, Nursing homes, Office buildings, Restaurants, Schools, Spice plants, Stores, Supermarkets, Warehouses, Wineries and similar structures.

Crawling and Flying Insects: To kill accessible, exposed stages of **Crawling Insects** including Ants, Cockroaches, Caddisflies, Cigarette beetles, Confused flour beetles, Dark mealworms, Dried fruit beetles, Drugstore beetles, Grain mites, Red flour beetles, Rice weevils, Sawtoothed grain beetles, Spider beetles, Yellow mealworms and **Flying Insects** including, but not limited to, Angoumois grain moths, Cheese skippers, Fruit flies, Fungus gnats, Gnats, House flies, Indianmeal moths, Mosquitoes, Mediterranean flour moths, Small flying moths and Tobacco moths, dilute 1 part of Stryker with 11 parts of water or oil (10.67 ounces per gallon (83.5 ml/L) and apply at the rate of 1 ounce per 1,000 cubic feet (1.06 ml/m³) of space. Direct the spray toward the ceiling and upper corners of the area and behind obstructions. Vacate the treated area and keep the area closed for at least 30 minutes after treatment. Ventilate the area before reoccupying. Repeat treatment as necessary.

Premise Pests:

Termite swarmers: To kill swarming termites, dilute 2.125-4.25 fluid ounces of Stryker per gallon of water and apply as a surface spray at the rate of 1 gallon per 750 square feet. Apply as a crack and crevice treatment to the locations from which the termites are emerging. This application is not a substitute for mechanical alteration, soil treatment or foundation treatment for termites but is merely a supplement. For active termite infestations, get a professional inspection.

Carpet beetles: To kill Carpet beetles (black, furniture and varied) dilute 4.25 fluid ounces of Stryker per gallon of water and apply to the entire carpet at the rate of 1 [gallon per 750 square feet. Make localized applications under the edge of carpets, floor coverings and furniture as well as along baseboards, in closets and to infested areas of shelving.

Bed bugs: To kill bed bugs, thoroughly inspect area of suspected bed bug infestation, and note potential harborage sites or actual infestations. Remove and/or pick up clothing and other obstacles that may prevent thorough inspection or treatment. Remove and sanitize infested bedding (pillows and linens), clothing, or other items. Dilute 2.125 fluid ounces of Stryker per gallon of water and apply on mattresses as a spot treatment to mattress seams, edges, and tufts of bed only. Do not use [product name] directly on pillows, bed linens or clothes. Do not saturate the mattress; and do not treat entire surface area of mattress. Allow mattress to dry thoroughly before replacing pillows and/or bed linens. Bed bugs may also harbor in areas of the room away from the bed. Apply [product name] as a crack & crevice or spot application where evidence of bed bugs occurs. This includes bed frames, box springs, inside

empty drawers and clothes closets, night stands and other furniture in the room, carpet edges, high and low moldings (such as floor molding or window casings), wall voids, behind wall hangings and mirrors, wallpaper edges and popcorn ceilings. Remove all clothes and other articles from dressers or closets before application. Take bed apart. Treat joints and channels if hollow, such as square or round tubing, and see that interior framework is treated. Apply [product name] as a surface application to carpeting, drapes, and flooring. Allow all treated areas to dry thoroughly before use.

Webbing clothes moths: To kill Clothes moths, remove infested articles from storage, thoroughly brush them and air-dry them in sunlight for several hours. Dilute 2.125 fluid ounces of Stryker per gallon of water and apply as a crack and crevice treatment to empty chests, bureaus and storage sites. After airing, infested articles may be lightly treated with the spray solution (keep the nozzle at least three feet from the fabric to avoid staining).

Flea and Tick Kill in Buildings: Dilute 2.125-4.25 fluid ounces of Stryker per gallon of water and thoroughly apply the spray to infested areas such as pet beds and resting quarters, nearby cracks and crevices, rugs and floor coverings (including under the edges), between and under the cushions of upholstered furniture and other areas where these pests may be present. Treat entire rugs and furniture at the rate of 1 gallon of dilute spray per 750 square feet of surface. For tank mixing, see the **TANK MIXING INSTRUCTIONS** section of this label.

Remove old pet bedding and replace with clean, fresh bedding after treatment. Prior to pets' reentry into treated areas, treat pets with a flea and tick control product registered for use on pets.

For Use Indoors on Flowers, Foliage Plants, Shrubs and Trees

Combine 12-24 fluid ounces (355-710 ml) of Stryker with 100 gallons (378 L) of water for applications with conventional hydraulic sprayers or 1-2 teaspoons (5-15 ml) of Stryker per gallon (3.78 L) of water for applications with compressed air sprayers. For tank mixing, see the **TANK MIXING INSTRUCTIONS** section of this label.

Direct Spray to Fruits in Baskets, on Trucks or in Processing Plants: To kill *Drosophila* sp., *Tephritid* sp. Fruit flies, Vinegar flies and other nuisance pests, dilute 1 part concentrate with 1,200 parts water (1 pint (0.47 L) per 150 gallons water (567 L) or 1 teaspoon (5 ml) per 12.5 pints (5.87 L) water). Thoroughly mix the emulsion in the spray tank and treat as follows:

1. Apply liberally to fruits and vegetables in baskets, on trucks and in plants. Use sprayers at a high pressure for applying at the rate of 5-6 pints of diluted spray to a 2-ton load of produce. Direct the spray for maximum coverage of the baskets or hampers. It is important to spray between and beneath the containers.
2. Spray the raw stock stacked in the yard.
3. Dip baskets in the diluted spray, after dumping the produce, to kill adhering larvae and pupae.

For Use in Canneries: Spray the entire space inside of the cannery after washing/cleaning up and just before bringing food stuffs into it. Prepare spray solution by diluting 1 part concentrate to 29 parts of water (1 quart (0.95 L) with 7.5 gallons (28.4 L) water) up to 1 part concentrate with 11 parts of water (1 quart (0.95 L) with 3 gallons water (11.3 L)). Use 1 gallon of the spray per 750 square feet (54 ml/m³), directing it on walls, ceiling and floors paying special attention to forcing the spray into all cracks and crevices for the kill of Ants, Cheese mites, Crickets, Roaches, Silverfish and Spiders. This same solution used as a space spray, will give excellent kill of fruit flies, houseflies, hornets, grain moths, gnats, mosquitoes, and skipper flies. Use 1 [one] fluid ounce of spray per 1,000 cubic feet (1.06 ml/m³) of space. Do not spray while the plant is in operation as dead flies may fall into containers or the products being processed.

Use as a Space Spray in Food and Nonfood Areas of Food Processing Plants, Industrial Installations, Bakeries, Rice and Wheat Mills, Restaurants, Tobacco Warehouses, Grain Elevators, Homes and Warehouses: To kill flying insects such as Fruit flies, Grain moths, Gnats, Hornets, House flies, Mosquitoes, Skipper flies and Wasps, dilute at the rate of 1 part concentrate with 29 parts water (1 quart (0.95 L) with 7.5 gallons (28.3 L) water) up to 1 part with 11 parts water (1 quart (0.95 L) with 3 gallons (11.3 L) water). Use at the rate of 1/2-1 ounce of spray per 1,000 cubic feet (0.53 ml to 1.06 ml/m²) of space. Direct the space treatment upward and whenever practical, keep doors and windows closed for at least 10 minutes after application. The use of Stryker in food processing or food handling establishments should be confined to time periods when the plant is not in operation. Food should be removed or covered during treatments. All food processing surfaces should be covered during treatment or thoroughly cleaned before reuse.

Where oil residues are not undesirable, Stryker can be diluted at the rate of 1 part concentrate with 29 parts deodorized base oil up to 1 part concentrate with 11 parts in deodorized base oil (oil instead of water) and applied as a space spray with any good applicator such as mechanical or ULV foggers capable of producing aerosol size particles.

Use as a Surface Spray in Homes, Restaurants, Food Processing Plants, Industrial Installations and Warehouses: To kill accessible, exposed stages of crawling insects including, Ants, Cadelles, Cigarette beetles, Cockroaches, Confused flour beetles, Dark mealworms, Dried fruit beetles, Drugstore beetles, Grain mites, Red flour beetles, Rice weevils, Saw-toothed grain beetles, Spider beetles and Yellow mealworms, dilute 1 part of Stryker with 59 parts water [4.25 fluid ounces of Stryker per gallon of water] and apply at the rate of 1 gallon per 750 square feet (54 ml/m²), paying special attention to forcing the spray into all cracks and crevices.

Except in Federally-inspected meat and poultry plants, food processing operations may continue when Stryker is applied with care as a surface spray and in accordance with the directions and precautions given above.

To kill accessible, exposed stages of crawling insects including, Ants, Cadelles, Cigarette beetles, Cockroaches, Confused flour beetles, Dark mealworms, Dried fruit beetles, Drugstore beetles, Grain mites, Red flour beetles, Rice weevils, Saw-toothed grain beetles, Spider beetles and Yellow mealworms, dilute 1 part of Stryker with 19 parts of water [2.125 fluid ounces of Stryker per gallon of water] and apply at the rate of 1 gallon per 750 square feet (54 ml/m²), paying special attention to forcing the spray into all cracks and crevices.

Void Treatment: Undiluted ULV treatment: To treat inaccessible voids including, but not limited to, attics, false ceilings, wall and equipment voids, calculate the volume of the void and apply Stryker through ULV crack and crevice application equipment at the rate of 0.33 fluid ounces per 1,000 cubic feet of space.

For Use in Storage Sites: This concentrate can be used to treat grain and seed in warehouse bins and trucks, cargo ships, mills, bin hoppers, elevators and conveying equipment as a clean-up prior to using them for storage. In mills and elevators, remove all infested accumulations of grain from the bin hoppers. Thoroughly clean all storage areas and conveying equipment by sweeping out the waste grain, cobwebs and other debris from the walls and rafters as well as on the floor and door frames with special attention to material lodged in the cracks and crevices. Remove all and burn all of the debris to kill eggs and insects that might be present.

For farms, pay particular attention to cleaning up around the used feed and grain bags, grain residues from wagons, harvesting equipment and feed troughs. Do not place newly harvested grain in the same bin with carry-over grain; fumigate all carry-over grain stocks that are not treated with grain protectant. Perform these cleaning operations within 2-3 weeks before harvest.

After above sanitation measures have been employed, spray all areas prior to use for storage with 1 part concentrate to 29 parts water (1 quart (0.95 L) with 7.5 gallons (28.3 L) water) up to 1 part concentrate to 11 parts water (1 quart (0.95 L) to 3 gallons (11.3 L) water). Apply at the rate of 1 [one] gallon per 750 square feet (54 ml/m²) on walls, floors, ceilings and partition boards of bins, paying particular attention to forcing the spray into all cracks and crevices.

Inspect monthly. If the top 2 or 3 inches (5.08 or 7.62 cm) are found to be infested, re-treat applying at the rate of 1-2 gallons (3.78 L-7.56 L) of spray solution per 1,000 bushels of stored product.

For Use on Stored Products: This concentrate can be used at the rate of 1 part concentrate to 29 parts or deodorized base oil up to 1 part to 11 parts water or deodorized base oil on Almond nutmeat and shells, Barley, Beans, Birdseed, Buckwheat, Cocoa beans, Corn, Cottonseed, Dried apricots, Dried fruit, Dried prunes, Figs, Flax, Grain, Nuts, Oats, Peanuts, Pistachio, Raisins, Rice, Rye, Sorghum, Tobacco, Walnut nutmeat and shells and Wheat, held in storage to kill accessible stages of Almond moths, Angoumois Grain moths, Cadelle beetles, Cigarette beetles, Confused flour beetles, Flat grain beetles, Granary weevils, Indian meal moths, Red flour beetles, Rice weevils, Rusty grain beetles, Saw-toothed grain beetles, Squarenecked grain beetles and Tobacco moths.

Pantry Pests: To kill exposed adult and immature stages of stored product insects including, but not limited to, Almond moths, Angoumois grain moths, Cadelles, Cigarette beetles, Confused flour beetles, Drugstore beetles, Flat grain beetles, Granary weevils, Indian meal moths. Lesser grain borers, Maize weevils, Mediterranean flour moths,

Merchant grain beetles, Red flour beetles, Rice weevils, Rusty grain beetles, Saw-toothed grain beetles and Square-necked grain beetles, dilute 2.125-4.25 fluid ounces of Stryker per gallon of water and apply to cupboards, shelves and storage areas. Remove all utensils, unprotected foodstuffs (or any with original packaging that has been opened), shelf paper and other objects before treatment. Allow treated surfaces to dry before covering shelves with clean paper and before replacing any utensils, foodstuffs or other items. Discard any foodstuff that was accidentally contaminated with the spray solution.

For Use on Sweet Potatoes in Storage: To kill Fruit flies and Vinegar flies dilute, this concentrate at the rate of 1 part to 19 parts water (6.4 fluid ounces per gallon (51 ml/L)). Apply as a space fog with a mechanical fogger capable of producing aerosol size particles at the rate of 1 gallon spray solution per 100,000 cubic feet (1.34 ml/m²) of space. Apply only when flying insects are present. Several applications may be necessary during periods of heavy infestation, but do not spray more than 10 applications.

Surface Treatment of Stored Grain and Seed: Kills Angoumois grain moths, Indian meal moths and Mediterranean flour moths, inspect grain and/or seed monthly after the grain and/or seed is placed in storage. If the top 2-3 inches are infested, dilute 1 part of Stryker with 19 parts of water and apply at the rate of 1-2 gallons per 1,000 square feet (40-80 ml/m²) of grain. Rake the mixture into the grain and/or seed to a depth of 4 inches (10.16 cm).

For Use as a Grain Protectant: This concentrate, when diluted with water and sprayed directly on grains, will effectively protect the grain against grain storage insects for a full season or approximately 8 months. Dilute at the rate of 1 part concentrate to 29 parts water (1 quart (0.95 L) concentrate to 7.5 gallons water (28.34 L)). Thoroughly mix the solution and apply at the rate of 4-5 gallons (15.12-18.9 L) per 1,000 bushels of grain as it is carried along a belt or as it enters the auger or elevator. This concentrate may be used in combination with an EPA-registered fumigant for use on heavily infested stored products.

FOR USE AS A LIVESTOCK AND POULTRY SPRAY

1. To kill **Gnats, Horn flies, Houseflies and Mosquitoes**, dilute at the rate of 1-2 fluid ounces concentrate per gallon (8-16 ml/L) of water and apply to thoroughly wet the hair paying particular attention to topline, underline, flanks, withers and other infested areas. Repeat treatment at intervals of 5 to 12 days for small insect populations or as needed when flies are emerging in large numbers.
2. To kill **Deer, Horse and Stable flies**, dilute at the rate of 2-3 fluid ounces concentrate per gallon (16-24 ml/L) of water and apply a quart (0.95 L) per adult animal. Thoroughly wet the hair and pay particular attention to the legs, flanks, barrel, topline and other body areas commonly attacked by these flies. Repeat treatment each week as needed.
3. To kill **Face flies** dilute at the rate of 2 fluid ounces concentrate per gallon (16 ml/L) of water and apply by saturating a cloth and wiping animal's face, being careful to protect the animal's eyes from the solution. Apply to the animal's face in the morning before releasing to pasture. Apply sufficiently to wet the face but not more than 1-1/2 fluid ounces (44 ml) per animal. Repeat daily as needed.
4. For effective kill of **biting and sucking lice** on Cattle, Goats, Hogs, Horses and Sheep, dilute at the rate of 1 quart concentrate (0.95 L) to 75 gallons of water (283.5 L) (1 fluid ounce concentrate to 2 gallons (4ml/L) of water) and thoroughly spray to wet the hair of the animal including the head and brush of the tail. Repeat treatment in 10 days to kill newly hatched lice.
5. To kill **Poultry lice**, use a dilution of 2-3 ounces of concentrate per gallon (16 to 24 ml/L) of water and thoroughly spray roosts, wall, nests and cages. It is not necessary to remove poultry from the housing unit during treatment. Follow by spraying a fine mist over the birds.
6. To kill **Bed bugs and Mites** on poultry and in poultry houses, dilute at the rate of 2-3 fluid ounces concentrate per gallon (16-24 ml/L) of water and spray crevices of roost poles, cracks in walls and cracks in nests where the bed bugs and mites hide. Follow by spraying a fine mist over the birds.
7. To kill **Sheep "tick" or ked**, dilute at the rate of 1-2 fluid ounces concentrate per 4 gallons (2-4 ml/L) of water and thoroughly wet all portions of the body by dipping or by spraying with sufficient pressure with a nozzle adjustment to penetrate the wool. Treat at a rate sufficient to wet the animal.
8. To kill **Fleas and Ticks** on livestock and to obtain protection against reinfestation, dilute at the rate of 2 fluid ounces concentrate per gallon (16 ml/L) of water and wet the animal by dipping or spraying.

For Use in Barns, Dairies, Milking Parlors, Milking Rooms and Poultry Houses: To kill flying insects including, but not limited to, Flies, Fruit flies, Gnats, Hornets Mosquitoes, Small flying moths and Wasps, dilute at the rate of 2

fluid ounces concentrate per gallon (16 ml/L) of water. Apply as a fog or fine mist (at approximately 2 fluid ounces per 1,000 cubic feet of space (2 ml/m³)), directing the nozzle toward the ceiling and upper corners of the area being treated for maximum coverage above livestock and poultry. For best results, close doors and windows before spraying, and keep them closed for 10-15 minutes. Vacate the treated area for 30 minutes and ventilate it prior to returning. Repeat application as necessary.

{For product in rigid, non-refillable containers less than or equal to 5 gallons:}

Storage and Disposal

Do not contaminate water, food or feed by storage or disposal.

Pesticide Storage: Keep Stryker in its tightly closed original container when not in use. Store Stryker away from food and pet food in a cool, dry (preferably locked) area that is inaccessible to children and animals. **Pesticide Disposal:** Wastes resulting from the use of Stryker must be disposed on site or at an approved waste disposal facility. **Container Disposal:** Non-refillable container; do not reuse or refill this container. Triple rinse (or equivalent) container promptly after emptying. Triple rinse as follows: Empty the remaining contents into application equipment or a mix tank. Fill the container 1/4 full with water. Replace and tighten closures. Tip container on its side and roll it back and forth, ensuring at least one complete revolution, for 30 seconds. Stand the container on its end and tip it back and forth several times. Turn the container over onto its other end and tip it back and forth several times. Empty the rinsate into application equipment or a mix tank or store rinsate for later use or disposal. Repeat this procedure two more times. Then offer for recycling if available, or reconditioning if appropriate, or dispose of in a sanitary landfill, or by other procedures approved by State and local authorities.

{For product in rigid, non-refillable containers greater than 5 gallons :}

Storage and Disposal

Do not contaminate water, food or feed by storage or disposal.

Pesticide Storage: Keep Stryker in its tightly closed original container when not in use. Store Stryker away from food and pet food in a cool, dry (preferably locked) area that is inaccessible to children and animals. **Pesticide Disposal:** Wastes resulting from the use of Stryker must be disposed on site or at an approved waste disposal facility. **Container Disposal:** Non-refillable container; do not reuse or refill this container. Triple rinse (or equivalent) container promptly after emptying. Triple rinse as follows: Empty the remaining contents into application equipment or a mix tank. Fill the container 1/4 full with water. Replace and tighten closures. Tip container on its side and roll it back and forth, ensuring at least one complete revolution, for 30 seconds. Stand the container on its end and tip it back and forth several times. Turn the container over onto its other end and tip it back and forth several times. Empty the rinsate into application equipment or a mix tank or store rinsate for later use or disposal. Repeat this procedure two more times. Then offer for recycling if available, or reconditioning if appropriate, or dispose of in a sanitary landfill, or by other procedures approved by State and local authorities.

{For product in rigid, refillable containers :}

Storage and Disposal

Do not contaminate water, food or feed by storage or disposal.

Pesticide Storage: Keep Stryker in its tightly closed original container when not in use. Store Stryker away from food and pet food in a cool, dry (preferably locked) area that is inaccessible to children and animals. **Pesticide Disposal:** Wastes resulting from the use of Stryker must be disposed on site or at an approved waste disposal facility. **Container Disposal:** Refillable container; refill this container only with pesticide only. Do not reuse this container for any other purpose. Cleaning the container before refilling is the responsibility of the refiller; cleaning before final disposal is the responsibility of the person disposing of the container. To clean the container before final disposal, empty the remaining contents from this container into application equipment or mix tank. Fill the container about 10% full with water, then vigorously agitate or recirculate water with the pump for 2 minutes. Pour or pump rinsate into application equipment or rinsate collection system. Repeat this procedure 2 more times, then offer for recycling if available, or reconditioning if appropriate; or by other procedures approved by State and local authorities.

{Per PR Notice 2007-4 the batch code/lot number will appear on the label or container.}

WARRANTY STATEMENT

Control Solutions, Inc. warrants that Stryker conforms to the chemical description on the label thereof and is reasonably fit for purposes stated on such label when used only in accordance with directions under normal use conditions. It is impossible to eliminate all risks inherently associated with use of Stryker. Crop injury, ineffectiveness, or other unintended consequences may result because of such factors as weather conditions, presence of other

materials, or the manner of use or application, all of which are beyond the control of Control Solutions, Inc. To the extent consistent with applicable law, Control Solutions, Inc. shall in no event be liable for consequential, special, or indirect damages resulting from the use or handling of Stryker; all such risks shall be assumed by the Buyer. In addition to the foregoing, no purchaser of Stryker (other than an end user) shall be entitled to any reimbursement for any loss suffered as a result of any suspension or cancellation of the registration for Stryker by the U.S. Environmental Protection Agency. Except as expressly provided herein and to the extent consistent with applicable law, Control Solutions, Inc. makes no warranties, guarantees, or representations of any kind, either express or implied, or by usage of trade, statutory or otherwise, with regard to the product sold, including, but not limited to merchantability, fitness for a particular purpose and/or use or eligibility of the product for any particular trade usage. The exclusive remedy of any buyer or user of Stryker for any and all losses, injuries, or damage resulting from or in any way arising from the use, handling, or application of Stryker, whether in contract, warranty, tort, negligence, strict liability, or otherwise, shall be damages not exceeding the purchase price paid for Stryker or, at Control Solutions, Inc. election, the replacement of Stryker.

Manufactured for:
Control Solutions, Inc.
5903 Genoa-Red Bluff
Pasadena, TX 77507-1041

SPECIMEN



Control Solutions Inc.

A member of the ADAMA Group

Stryker™

Insecticide Concentrate

Subpart B: Consumer/Residential Use Label

- Can be mixed with other insecticides and IGR's for quick knockdown of adult fleas
- For use in and around Residential Buildings and Outdoor Residential Areas
- For use on Bushes Evergreens, Flowers, Fruits Fruit and Nut Trees, Herbs and Spices Nuts Ornamental, Roses, Shade Trees and Vegetables
- Kills cockroaches, flies, fleas, ticks, beetles, moths, bed bugs, swarming termites, and carpet beetles
- Mattress treatment for bed bugs
- Multi-Purpose quick kill insecticide
- Quick knockdown and kill of listed insects

Active Ingredients:

Pyrethrins (CAS No. 8003-34-7) 6%
 Piperonyl butoxide* (CAS No. 51-03-6) 60%

Other Ingredients 34%

Total 100%

*(butyl carbityl)(6-propylpiperonyl) ether and related compounds

Keep Out of Reach of Children
CAUTION
 See [back] [side] panel for additional Precautionary Statements.

EPA Reg. No. 53883-308 EPA Est. _____

Net Contents: {1 fluid ounce to 55 gallons}

First Aid

If Swallowed:	<ul style="list-style-type: none"> • Immediately call a poison control center or doctor for treatment advice. • Have person sip a glass of water if able to swallow. • Do not induce vomiting unless told to do so by a poison control center or a doctor. • Do not give anything by mouth to an unconscious person
If on Skin or Clothing:	<ul style="list-style-type: none"> • Take off contaminated clothing. • Immediately rinse skin with plenty of water for 15-20 minutes. • Call a poison control center or doctor for treatment advice.

HOTLINE NUMBER

Have the product container or label with you when calling the poison control center or doctor or going for treatment. For additional information on Stryker (including health concerns, medical emergencies or pesticide incidents), you may call the National Pesticide Information Center at 1-800-858-7378, Monday through Friday from 7:30 AM to 3:30 PM Pacific Standard Time (PST). After 3:30 PM PST and on weekends, call your National Poison Control Center at 1-800-222-1222.

PRECAUTIONARY STATEMENTS

Hazards to Humans & Domestic Animals

CAUTION: Harmful if swallowed. Prolonged or frequently repeated skin contact may cause allergic reactions in some individuals. Avoid contact with skin or clothing. Wash hands thoroughly with soap and water after handling and before eating, drinking, chewing gum, using tobacco or using the toilet.

Personal Protective Equipment (PPE): Some materials that are chemical resistant to Stryker are made of barrier laminate, butyl rubber, nitrile rubber or viton. If you want more options, follow the instructions for category E on an EPA Chemical resistance chart.

Applicators and other handlers must wear: Long-sleeved shirt, Long pants, Chemical resistant gloves, Shoes plus socks, and Protective eyewear

In addition to the above PPE, applicators using a high pressure handwand in an enclosed area must wear at least a NIOSH-approved respirator with a dust/mist filter with a MSHA/NIOSH-approval number prefix TC-21C or any N, R, P or HE filter.

In addition to the above PPE, applicators using hand held foggers in an enclosed area must wear a half-face, full-face or hood-style NIOSH-approved respirator with:

- a dust/mist filtering cartridge (MSHA/NIOSH-approval number prefix TX-21C) or
- a canister approved for pesticides (MSHA/NIOSH-approval number prefix TX-14G) or
- a cartridge or canister with any N, R, P or HE filter.

User Safety Requirements

Follow manufacturer's instructions for cleaning/maintaining PPE. If no such instructions for washables exist, use detergent and hot water. Keep and wash PPE separately from other laundry.

Discard clothing and other absorbent materials that have been drenched or heavily contaminated with the product's concentrate. Do not reuse them.

User Safety Recommendations

Users should:

- Wash hands before eating, drinking, chewing gum, using tobacco or using the toilet.
- Remove clothing/PPE immediately if pesticide gets inside. Then wash thoroughly and put on clean clothing.
- Remove PPE immediately after handling Stryker. Wash the outside of gloves before removing.
- As soon as possible, wash thoroughly and change into clean clothing.

Environmental Hazards

Stryker is toxic to aquatic organisms, including fish and invertebrates. Drift and runoff may be hazardous to aquatic organisms in water adjacent to treated areas. Stryker may contaminate water through runoff. Stryker has a potential for runoff for several weeks after application. Poorly draining soils and soils with shallow water tables are more prone to produce runoff that contains Stryker.

Stryker is highly toxic to bees exposed to direct treatment of blooming crops or weeds. Do not apply Stryker or allow it to drift to blooming crops or weeds while bees are actively visiting the treatment area.

Do not apply directly to water to areas where surface water is present or to intertidal areas below the mean high water mark. Do not contaminate water when disposing of equipment wash waters or rinsate.

DIRECTIONS FOR USE

It is a violation of Federal law to use Stryker in a manner inconsistent with its labeling.

USE RESTRICTIONS

When Used Outdoors:

- Except when applying directly to pets, do not allow adults, children or pets to enter treated area until sprays have dried.
- Except when applying directly to pets or livestock, do not apply Stryker in a way that will contact adults, children or pets, either directly or through drift.
- Do not wet plants to the point of runoff or drip.
- Do not apply during rain.
- Do not apply Stryker with a sponge.
- Not for use in outdoor metered release devices or outdoor residential misting systems (indoor or outdoor).
- Do not water the treated area to the point of run-off.
- Application is prohibited directly into sewers or drains or to any area like a gutter where drainage to sewers, storm drains, water bodies or aquatic habitat can occur.
- Do not allow the product to enter any drain during or after application.

All outdoor applications, if permitted elsewhere on this label, must be limited to spot or crack-and-crevice treatments only, except for the following uses, if allowed elsewhere on this label:




1. Applications to soil or vegetation, as listed on this label, around structures;
2. Applications to lawns, turf and other vegetation, as listed on this label;
3. Applications to the side of a building, up to a maximum height of 3 feet above grade;
4. Applications to underside of eaves, soffits, doors, or windows permanently protected from rainfall by a covering, overhang, awning, or other structure;
5. Applications around potential pest entry points into buildings, when limited to a surface band not to exceed one inch in width;
6. Applications made through the use of a coarse, low pressure spray to only those portions of surfaces that are directly above bare soil, lawn, turf, mulch or other vegetation, as listed on this label, and not over an impervious surface, drainage or other condition that could result in runoff into storms drains, drainage ditches, gutters, or surface waters, in order to control occasional invaders or aggregating pests.

When used indoors:

- Remove pets, birds and cover fish aquariums before spraying.
- Except when applying to pets or livestock, do not remain in treated area; immediately exit area and remain outside the treatment area until aerosols, vapors and/or mists have dispersed.
- Remove or cover exposed food and drinking water before applications.
- Remove or cover dishes, utensils, food processing equipment and food preparation surfaces or wash them before use.
- Do not apply as a broadcast or spot treatment to indoor surfaces in certain sites including nurseries, day care centers, schools, and sickrooms.
- Do not use in commercial food/feed handling establishments, restaurants or other areas where food is commercially prepared or processed.
- Not for use in indoor metered release devices or indoor commercial animal premise automatic systems.
- Do not wet articles to point of runoff or drip.
- Do not use treated article until spray has dried.

For use in and around residential buildings and structures, including but not limited to, Apartments, Barns, Cabins, Campers, Condominiums, Garages, Homes, Mobile homes, Outbuildings, Townhomes and Trailers and Outdoor Residential Areas (Decks, Dumpsters, Patios, Picnic areas and Porches), Rural fields, Woods, Lots and Pathways. For use on, Bushes, Evergreens, Flowers, Fruit and Nut Trees, Ornamentals, Roses, and Shade Trees.

How to Apply:

<p>Pump Style Tank Sprayer</p> 	<p>Best for spot spraying small areas.</p> <ol style="list-style-type: none">1. Add appropriate amounts of water and concentrate to sprayer tank.2. Close sprayer, shake well and pressurize. Adjust nozzle to a coarse spray.3. Hold tip of wand about 12" from target and spray.4. Occasionally re-pressurize sprayer as needed to maintain a good spray pattern.
<p>Dial-Style Hose-End Sprayers</p> 	<p>Best for spraying target areas.</p> <ol style="list-style-type: none">1. Fill sprayer jar with enough concentrate for the area to be treated. Do not add water.2. Close sprayer, set dial to apply stated fluid ounces per gallon, hook to garden hose and apply.3. Pour any unused concentrate back into this original container.
<p>Concentrate Plus Water Hose-End Sprayers</p> 	<p>Best for spraying larger areas.</p> <ol style="list-style-type: none">1. Pour concentrate into sprayer jar to required "Fluid Ounce" level.2. Add the appropriate amount of water to the "Gallons" level.3. Close sprayer, hook to garden hose, shake well & apply. To avoid contact with the treated area, begin by spraying area farthest from faucet walking backwards as you spray.

INDOOR USES

Crawling and Flying Insects: To kill accessible, exposed stages of **Crawling Insects** including Ants, Cadelles, Cigarette beetles, Cockroaches, Confused flour beetles, Dark mealworms, Dried fruit beetles, Drugstore beetles, Grain mites, Red flour beetles, Rice weevils, Saw-toothed grain beetles, Spider beetles, Yellow mealworms and **Flying Insects** including, but not limited to, Angoumois grain moths, Cheese skippers, Fruit flies, Fungus gnats, Gnats, House flies, Indianmeal moths, Mosquitoes, Mediterranean flour moths, Small flying moths, Tobacco moths, dilute 10.67 ounces concentrate per gallon of water and apply solution at the rate of 1 ounce per 1,000 cubic feet of space. Direct the spray toward the ceiling and upper corners of the area and behind obstructions. Vacate the treated area and keep the area closed for at least 30 minutes after treatment. Ventilate the area before reoccupying. Repeat treatment as necessary.

To use as a **space spray** to kill flying insects such as **Fruit flies, Gnats, Grain moths, House flies, Hornets, Mosquitoes, Skipper flies and Wasps**, dilute 1 quart concentrate to 3 gallons of water. Use at the rate of 1/2-1 ounce of solution spray per 1,000 cubic feet of space. Direct the treatment upward and whenever practical, keep doors and windows closed for at least 10 minutes after application.

Use as a **surface spray** to kill accessible, exposed stages of crawling insects including, **Ants, Cadelles, Cigarette beetles, Cockroaches, Confused flour beetles, Dark mealworms, Dried fruit beetles, Drugstore beetles, Grain mites, Red flour beetles, Rice weevils, Saw-toothed grain beetles, Spider beetles and Yellow mealworms**, dilute 4.25 fluid ounces of Stryker per gallon of water and apply at the rate of 1 gallon per 750 square feet, paying special attention to forcing the spray into all cracks and crevices.

To kill accessible, exposed stages of crawling insects including, **Ants, Cadelles, Cigarette beetles, Cockroaches, Confused flour beetles, Dark mealworms, Dried fruit beetles, Drugstore beetles, Grain mites, Red flour beetles, Rice weevils, Saw-toothed grain beetles, Spider beetles and Yellow mealworms**, dilute 2.125 fluid ounces of Stryker per gallon of water and apply at the rate of 1 gallon per 750 square feet paying special attention to forcing the spray into all cracks and crevices.

To kill exposed stages of pantry pests including, **Almond moths, Angoumois grain moths, Cadelles, Cigarette beetles, Confused flower beetles, Drugstore beetles, Flat grain beetles, Granary weevils, Indian meal moths,**

Lesser grain borers, Maize weevils, Mediterranean flour moths, Merchant grain beetles, Red flour beetles, Rice weevils, Rusty grain beetles, Saw-toothed grain beetles and Squarenecked grain beetles,—dilute 2.125-4.25 fluid ounces of Stryker per gallon of water and apply to cupboards, shelves and storage areas. Remove all utensils, unprotected foodstuffs (or any with original packaging that has been opened), shelf paper and other objects before treatment. Allow treated surfaces to dry and then cover shelves with clean paper before replacing any utensils, foodstuffs or other items. Discard any foodstuff that was accidentally contaminated with the spray solution.

Premise Pests:

Termite swarmers: To kill swarming termites, dilute 2.125- 4.25 fluid ounces of Stryker per gallon of water and apply as a surface spray at the rate of 1 gallon per 750 square feet. Apply as a crack and crevice treatment to the locations from which the termites are emerging. This application is not a substitute for mechanical alteration, soil treatment or foundation treatment for termites but is merely a supplement. For active termite infestations, get a professional inspection.

Carpet beetles: To kill Carpet beetles (black, furniture and varied) dilute 4.25 fluid ounces of Stryker per gallon of water and apply to the entire carpet at the rate of 1 gallon per 750 square feet. Make localized applications under the edge of carpets, floor coverings and furniture as well as along baseboards, in closets and to infested areas of shelving.

Bed bugs:

To kill bed bugs, thoroughly inspect are of suspected bed bug infestation, and note potential harborage sites or actual infestations. Remove and/or pick up clothing and other obstacles that may prevent thorough inspection or treatment. Remove and sanitize infested bedding (pillows and linens), clothing, or other items. Dilute 2.125 fluid ounces of Stryker per gallon of water and apply on mattresses as a spot treatment to mattress seams, edges, and tufts of bed only. Do not use [product name] directly on pillows, bed linens or clothes. Do not saturate the mattress; and do not treat entire surface area of mattress. Allow mattress to dry thoroughly before replacing pillows and/or bed linens. Bed bugs may also harbor in areas of the room away from the bed. Apply [product name] as a crack & crevice or spot application where evidence of bed bugs occurs. This includes bed frames, box springs, inside empty drawers and clothes closets, night stands and other furniture in the room, carpet edges, high and low moldings (such as floor molding or window casings), wall voids, behind wall hangings and mirrors, wallpaper edges and popcorn ceilings. Remove all clothes and other articles from dressers or closets before application. Take bed apart. Treat joints and channels if hollow, such as square or round tubing, and see that interior framework is treated. Apply [product name] as a surface application to carpeting, drapes, and flooring. Allow all treated areas to dry thoroughly before use.

Webbing clothes moths: To kill Clothes moths, remove infested articles from storage, thoroughly brush them and air-dry them in sunlight for several hours. Dilute 2.125 fluid ounces of Stryker per gallon of water and apply as a crack and crevice treatment to empty chests, bureaus and storage sites. After airing, infested articles may be lightly treated with the spray solution (keep the nozzle at least three feet from the fabric to avoid staining).

Flea and Tick Kill in Structures: Dilute 2.125-4.25 fluid ounces of Stryker per gallon of water and thoroughly apply the spray to infested areas such as pet beds and resting quarters, nearby cracks and crevices, rugs and floor coverings (including under the edges), between and under the cushions of upholstered furniture and other areas where these pests may be present. Treat entire rugs and furniture at the rate of 1 gallon of dilute spray per 750 square feet of surface.

Use in Combination with Residual Insecticides: To provide quick knockdown of adult fleas, mix 0.5-1.0 fluid ounces of Stryker with the appropriate amount of companion insecticide per finished gallon.

Prior to mixing with a residual insecticide, conduct a compatibility test using the proper proportions of chemicals and water to ensure the physical compatibility of the mixture. Mix applications must be made in accordance with the more restrictive of label limitations and precautions. No label application rates may be exceeded. Stryker cannot be mixed with any product with label prohibitions against such mixing.

Remove old pet bedding and replace with clean, fresh bedding after treatment. Prior to pets' reentry into treated areas, treat pets with a flea and tick control product registered for use on pets.

FOR USE AS A LIVESTOCK AND POULTRY SPRAY

1. To kill **Gnats, Horn flies, Houseflies and Mosquitoes**, dilute at the rate of 1-2 fluid ounces concentrate per gallon of water and thoroughly apply to wet the hair paying particular attention to topline, underline, flanks, withers and other infested areas. Repeat treatment at intervals of 5 to 12 days for small insect populations or as needed when flies are emerging in large numbers.
2. To kill **Deer, Horse and Stable flies**, dilute at the rate of 2-3 fluid ounces concentrate per gallon of water and apply a quart per adult animal. Thoroughly wet the hair paying particular attention to the legs, flanks, barrel, topline and other body areas commonly attacked by these flies. Repeat treatment each week as needed.
3. To kill **Face flies** dilute at the rate of 2 fluid ounces concentrate per gallon of water and apply by saturating a cloth and wiping animal's face, being careful to protect the animal's eyes from the solution. Apply to the animal's face in the morning before releasing to pasture. Apply sufficiently to wet the face but not more than 1-1/2 fluid ounces per animal. Repeat daily as needed.
4. For effective kill of **biting and sucking lice** on Cattle, Goats, Hogs, Horses and Sheep, dilute at the rate of 1 fluid ounce concentrate to 2 gallons of water and thoroughly spray to wet the hair of the animal including the head and brush of the tail. Repeat treatment in 10 days to kill newly hatched lice.
5. To kill **Poultry lice**, use a dilution of 2-3 ounces of concentrate per gallon (16 to 24 ml/L) of water and thoroughly spray roosts, wall, nests and cages. It is not necessary to remove poultry from the housing unit during treatment. Follow by spraying a fine mist over the birds.
6. To kill **Bed bugs and Mites** on poultry and in poultry houses, dilute at the rate of 2-3 fluid ounces concentrate per gallon of water and spray crevices of roost poles, cracks in walls and cracks in nests where the bed bugs and mites hide. Follow by spraying a fine mist over the birds.
7. To kill **Sheep "tick" or ked**, dilute at the rate of 1-2 fluid ounces concentrate per 4 gallons of water and thoroughly wet all portions of the body by dipping or by spraying with sufficient pressure with a nozzle adjustment to penetrate the wool. Treat at a rate sufficient to wet the animal.
8. To kill **Fleas and Ticks** on livestock and to obtain protection against reinfestation, dilute at the rate of 2 fluid ounces concentrate per gallon of water and wet the animal by dipping or spraying.

For Use in Barns and Poultry Houses: To kill flying insects including, but not limited to, Flies, Fruit flies, Gnats, Hornets Mosquitoes, Small flying moths and Wasps, dilute at the rate of 2 fluid ounces concentrate per gallon of water. Apply as a fog or fine mist (at approximately 2 fluid ounces per 1,000 cubic feet of space (2 ml/m³)), directing the nozzle toward the ceiling and upper corners of the area being treated for maximum coverage above livestock and poultry. For best results, close doors and windows before spraying, and keep them closed for 10-15 minutes. Vacate the treated area for 30 minutes and ventilate it prior to returning. Repeat application as necessary.

OUTDOOR USES

For Use Around Homes and other Structures: In grassy undeveloped areas use 1 part concentrate to 59 parts water to kill foraging fire ants. Spray grassy areas around yard borders liberally to kill ticks that may carry Lyme Disease.

Fleas: To kill fleas around residential areas, Dog houses, Kennels, Paths, Patios and under Plants, Shrubs, Trees or other shaded, moist areas where pets may rest, dilute 4.25 fluid ounces of Stryker per gallon of water and apply at the rate of 1 gallon per 750 square feet.

Perimeter Treatments: To kill **Ants, Bees, Centipedes, Cockroaches, Crickets, Firebrats, Fleas, Ground beetles, Millipedes, Pillbugs, Silverfish, Sowbugs, Spiders, Ticks and Wasps**, dilute 2.125-4.25 fluid ounces of Stryker per gallon of water and apply at the rate of 1 gallon spray solution per 750 square feet to a band of soil and vegetation 6-10 feet wide around and adjacent to buildings. Treat the building foundation to a height of 2-3 feet at the rate of 1 gallon spray solution per 750 square feet.

Brown dog ticks: To kill Brown dog ticks around lots, pathways, residential areas, rural fields and woods, dilute 4.25 fluid ounces of Stryker per gallon of water and apply at the rate of 1 gallon spray solution per 1/3-acre. Apply during the peak of infestation and repeat as necessary to maintain control of vegetation upon which the ticks rests.

For Use on Flowers, Foliage Plants, Shrubs and Trees:

Dilute 1 fluid teaspoon of concentrate per gallon of water. Apply at the rate of 1 gallon per 2,722 square feet .

Lawn and Turf: Use alone as a contact spray to kill **Ants, Armyworms, Billbugs, Chinch bugs, Chiggers, Crickets, Cutworms, Earwigs, Fleas, Grasshoppers, Hyperodes weevils (adults), Japanese beetles (adults), Mole crickets, Sod webworms and Ticks.** Dilute with enough water to obtain thorough coverage and apply per the instructions in the following table:

Treatment Area (Square feet)	Fluid Ounces of [Product name]	Suggested Volume of Water (Gallons)
1,000	0.25 to 0.5	2.5 to 5.0
5,000	0.25 to 2.5	15.5 to 25.0

In combination with residual insecticides: To provide quick knockdown of insects when used with a residual insecticide, mix Stryker at the rate list above with the proper amount of companion insecticide.

Prior to mixing with a residual insecticide, conduct a compatibility test using the proper proportions of chemicals and water to ensure the physical compatibility of the mixture. Mix applications must be made in accordance with the more restrictive of label limitations and precautions. No label application rates may be exceeded. Stryker cannot be mixed with any product with label prohibitions against such mixing.

As a turf pest diagnostic aid: To detect insects prior to making an insecticide application or to evaluate control from previous treatments, dilute 0.5 fluid ounces of Stryker per gallon of water and apply evening with a sprinkling can over one square yard of turf. Record the species and number of insects present ten minutes after application, Sample 3-5 sites per 5,000 square feet.

Note: this procedure does not bring Billbug grubs or White grubs to the surface. Use other methods to sample for these pests.

INSECTS KILLED

Use Stryker to kill the following listed insects: Ants, Aphids, Apple maggots, Armyworms, Artichoke plume moths, Asparagus beetles, Beet armyworms, Bagworms, Bean beetles, Blister beetles, Blow flies, Biting flies, Boll weevils, Cabbage loopers, Cankerworms, Carrot weevils, Caterpillars, Clover mites, Clover weevils, Cockroaches, 12-Spotted cucumber beetles, Codling moths, Colorado potato beetles, Corn earworms, Crickets, Crane flies, Cross-striped cabbageworms, Cucumber beetles, Deer flies, Deer ticks, Earwigs, Diamondback month larvae, Eastern tent caterpillars, Elm leaf beetles, European corn borers, European pine tip moths, Face flies, Fall webworms, Fire ants, Firebrats, Fireworms, Flea beetles, Flies, Forest tent caterpillars, Fungus gnats, Fruit flies, Fruittree leafrollers, Grape leafhoppers, Grape leaf skeletonizers, Grasshoppers, Green fruit worms, Green peach aphids, Greenhouse thrips, Gypsy moths (adult and larvae), Harlequin bugs, *Heliothis* sp., Hornets, Horn flies, Hornworms, Horse flies, House flies, Important cabbageworms, Indian meal moths, Imported cabbageworms, Japanese beetles, Katydid, Lace bugs, Leafhoppers, Leafrollers, Leafminers, Lice, Loopers, Lygus, Mealy bugs, Mediterranean flour moths, Mexican bean beetles, Midges, Milipedes, Mosquitoes, Mushroom flies, Navel orangeworms, Onion maggots, Pear psylla, Potato leafhopper, Psyllids, Rice weevils, Saw-toothed grain beetles, Silverfish, Skippers, Sowbugs, Stable flies, Stink bugs, Spiders, Tabanidae, Tarnished plant bugs, Thrips, Tomato hornworms, Vinegar flies, Wasps, Webworms, Whiteflies and Yellow jackets.

PLANTS GROWN OUTDOORS AND IN GREENHOUSES

African violet, Ageratum, Aster, Azalea, Begonia, Cacti, Calceolaria, Calendula, Calla, Camellia, Carnation, Ceandhus, Cineraria, Chrysanthemum, Coleus, Cyclamen, Cypress, Daffodil, Denia, Delphinium, Dogwood, Fern, Ficus, Foliage plants, Fuschia, Gardenia, Geranium, Gladiolus, Gloxinia, Gypsophila, Holly, Hydrangea, Iris, Lilies, Maidenhair fern, Marigold, Juniper, Narcissus, Palm, Pansy, Petergonium, Peony, Petunia, Philodendron, Phlox, Pine, Pyracantha, Rhododendron, Roses, Rubber Plant, Snapdragon, Stock, Sweet pea, Tulips, Viburnum, Wandering Jew, Yew, Zinnia and Andromeda, Arborvitae, Ash, Beech, Birch, Boxwood, Cotoneaster, Crabapple, Dogwood, Elm, Euonymus, Fir, Firethorn, Forsythia, Hawthorn, Hemlock, Hickory, Holly, Honey locust, Horst chestnut, Juniper, Larch, Laurel, Lilac, Linden, Mimosa (Silk tree), Myrtle, Oak, Pine, Privet, Tulip tree, Viburnum, Willow and Yew.

Stryker may be used on most plants because its active ingredients are exempt from tolerance when applied to growing plants. The plant-grouping scheme used on this label was devised by the Environmental Protection Agency to expedite minor use pesticide registration.

Application Instructions:

Apply 2-16 fluid ounces per acre [0.25-12 teaspoons per 5,455 square feet] and repeat if required to maintain effective kill. Use in sufficient water for thorough coverage of upper and lower leaf surfaces unless otherwise noted. It is recommended that the final spray mix be buffered to a pH of 5.5-7.0.

This concentrate is relatively non-toxic to honey bees. To avoid possible harm to honey bees, it is advisable to apply in the early morning or late evening hours.

For Use on Home Greenhouse Flowers, Foliage Plants, Fruit and Vegetables:

Dilute 1 fluid teaspoon of concentrate per gallon of water. Apply at the rate of 1 gallon per 2722 square feet.

Phytotoxicity Note: Plant safety is an important consideration when using insecticides in a greenhouse. However, it is not possible to evaluate the phytotoxicity of Stryker towards numerous plant varieties that may react differently to insecticides in different stages or under varying environmental conditions. Before making widespread applications of Stryker, treat a limited number of plants and observe for phytotoxicity over a 10 day period.

Use with Hydroponically Grown Vegetables:

As a Water System Treatment: To kill aquatic diptera larvae, apply Stryker to the water at the rates outlined in the following table:

Pyrethrins Concentrate (ppm)	ml of Stryker	Gallons of Water
0.1	64.6	1 (3.78 L)
0.01	6.46	1 (3.78 L)
0.001	0.646	1 (3.78 L)

For Use on Harvested Fruits and Vegetables: Including Apples, Blackberries, Blueberries, Boysenberries, Cherries, Crabapples, Currants, Dewberries, Figs, Gooseberries, Grapes, Guavas, Loganberries, Mangoes, Muskmelons, Oranges, Peaches, Pears, Peas, Pineapples, Plums, Raspberries and Tomatoes.

Storage and Disposal

Do not contaminate water, food or feed by storage or disposal.

Pesticide Storage: Store in original container in a cool, dry (preferably locked) storage area away from children and pets. **Pesticide/Container Disposal:** Non-refillable container; do not reuse or refill this container. **If empty:** Place in trash or offer for recycling if available. **If partly filled:** Call your local solid waste agency for disposal instructions.

{Per PR Notice 2007-4 the batch code/lot number will appear on the label or container.}

WARRANTY STATEMENT

Control Solutions, Inc. warrants that Stryker conforms to the chemical description on the label thereof and is reasonably fit for purposes stated on such label when used only in accordance with directions under normal use conditions. It is impossible to eliminate all risks inherently associated with use of Stryker. Crop injury, ineffectiveness, or other unintended consequences may result because of such factors as weather conditions, presence of other materials, or the manner of use or application, all of which are beyond the control of Control Solutions, Inc. To the extent consistent with applicable law, Control Solutions, Inc. shall in no event be liable for consequential, special, or indirect damages resulting from the use or handling of Stryker; all such risks shall be assumed by the Buyer. In addition to the foregoing, no purchaser of Stryker (other than an end user) shall be entitled to any reimbursement for any loss suffered as a result of any suspension or cancellation of the registration for Stryker by the U.S. Environmental Protection Agency. Except as expressly provided herein and to the extent consistent with applicable law, Control Solutions, Inc. makes no warranties, guarantees, or representations of any kind, either express or implied, or by usage of trade, statutory or otherwise, with regard to the product sold, including, but not limited to merchantability, fitness for a particular purpose and/or use or eligibility of the product for any particular trade usage. The exclusive remedy of any buyer or user of Stryker for any and all losses, injuries, or damage resulting from or in any way arising from the use, handling, or application of Stryker, whether in contract, warranty, tort, negligence, strict

liability, or otherwise, shall be damages not exceeding the purchase price paid for Stryker or, at Control Solutions, Inc. election, the replacement of Stryker.

Manufactured for:
Control Solutions, Inc.
5903 Genoa-Red Bluff
Pasadena, TX 77507-1041

SPECIMEN



Control Solutions Inc.

A member of the ADAMA Group

Stryker™

Insecticide Concentrate

Subpart C: Wide Area Mosquito Adulticide Applications Label

- For mosquito control programs involving agricultural areas industrial recreational and residential as well as marshes, pastures, overgrown waste areas, roadsides and swamps, where adult mosquitoes occur
- May be applied through mechanical aerosol or ULV generators including thermal fogging equipment, backpack sprayers and aerial applications
- May be used over agricultural crops poor to harvest for the control of adult mosquitoes within or adjacent to these areas
- Quick knockdown and kill of listed insects
- Wide Area Adult Mosquito Control

Active Ingredients:

Pyrethrins (CAS No. 8003-34-7) 6%
 Piperonyl butoxide* (CAS No. 51-03-6) 60%

Other Ingredients 34%
 Total 100%

*(butyl carbityl)(6-propylpiperonyl) ether and related compounds

Keep Out of Reach of Children
CAUTION
 See additional Precautionary Statements.

EPA Reg. No. 53883-308 EPA Est. _____

Net Contents:
 {1 fluid ounce to 55 gallons}

First Aid

If Swallowed:	<ul style="list-style-type: none"> • Immediately call a poison control center or doctor for treatment advice. • Have person sip a glass of water if able to swallow. • Do not induce vomiting unless told to do so by a poison control center or a doctor. • Do not give anything by mouth to an unconscious person
If on Skin or Clothing:	<ul style="list-style-type: none"> • Take off contaminated clothing. • Immediately rinse skin with plenty of water for 15-20 minutes. • Call a poison control center or doctor for treatment advice.

HOTLINE NUMBER

Have the product container or label with you when calling the poison control center or doctor or going for treatment. For additional information on Stryker (including health concerns, medical emergencies or pesticide incidents), you may call the National Pesticide Information Center at 1-800-858-7378, Monday through Friday from 7:30 AM to 3:30 PM Pacific Standard Time (PST). After 3:30 PM PST and on weekends, call your National Poison Control Center at 1-800-222-1222.

PRECAUTIONARY STATEMENTS

Hazards to Humans & Domestic Animals

CAUTION: Harmful if swallowed. Prolonged or frequently repeated skin contact may cause allergic reactions in some individuals. Avoid contact with skin or clothing. Wash hands thoroughly with soap and water after handling and before eating, drinking, chewing gum, using tobacco or using the toilet.

Personal Protective Equipment (PPE)

Some materials that are chemical resistant to Stryker are made of barrier laminate, butyl rubber, nitrile rubber or viton. If you want more options, follow the instructions for category E on an EPA Chemical resistance chart.

Applicators and other handlers must wear:

- Long-sleeved shirt,
- Long pants,
- Chemical resistant gloves,
- Shoes plus socks, and
- Protective eyewear

In addition to the above PPE, applicators using a high pressure handwand in an enclosed area must wear at least a NIOSH-approved respirator with a dust/mist filter with a MSHA/NIOSH-approval number prefix TC-21C or any N, R, P or HE filter.

In addition to the above PPE, applicators using hand held foggers in an enclosed area must wear a half-face, full-face or hood-style NIOSH-approved respirator with:

- a dust/mist filtering cartridge (MSHA/NIOSH-approval number prefix TX-21C) or
- a canister approved for pesticides (MSHA/NIOSH-approval number prefix TX-14G) or
- a cartridge or canister with any N, R, P or HE filter.

See engineering controls for additional requirements.

User Safety Requirements

Follow manufacturer's instructions for cleaning/maintaining PPE. If no such instructions for washables exist, use detergent and hot water. Keep and wash PPE separately from other laundry.

Discard clothing and other absorbent materials that have been drenched or heavily contaminated with the product's concentrate. Do not reuse them.

Engineering Controls

Pilots must use an enclosed cockpit that meets the requirements listed in the Worker Protection Standard (WPS) for agricultural pesticides (40 CFR 170.240(d)(6)). Human flagging is prohibited. Flagging to support aerial application is limited to use of the Global Positioning System (GPS) or mechanical flaggers.

User Safety Recommendations

Users should:

- Wash hands before eating, drinking, chewing gum, using tobacco or using the toilet.
- Remove clothing/PPE if pesticide gets inside. Then thoroughly wash and put on clean clothing.
- Remove PPE Equipment after handling Stryker. Wash the outside of gloves before removing.
- As soon as possible, thoroughly wash and change into clean clothing.

Environmental Hazards

Stryker is toxic to aquatic organisms, including fish and invertebrates. Drift and runoff may be hazardous to aquatic organisms in water adjacent to treated areas. Stryker may contaminate water through runoff. Stryker has a potential for runoff for several weeks after application. Poorly draining soils and soils with shallow water tables are more prone to produce runoff that contains Stryker.

Stryker is highly toxic to bees exposed to direct treatment on blooming crops or weeds. Do not apply Stryker or allow it to drift to blooming crops or weeds while bees are actively visiting the treatment area.

Before making the first application in a season, it is advisable to consult with the State or tribal agency with primary responsibility for pesticide regulation to determine if other regulatory requirements exist.

Do not apply over bodies of water (lakes, rivers, permanent streams, natural ponds, commercial fish ponds, swamps, marshes or estuaries), except when necessary to target areas where adult mosquitoes are present, and weather conditions will facilitate movement of applied material away from the water in order to minimize incidental deposition into the water body. Do not contaminate bodies of water when disposing of equipment rinsate or wash waters.

DIRECTIONS FOR USE

It is a violation of Federal law to use Stryker in a manner of inconsistent with its labeling.

For use by Federal, state, tribal or local government officials responsible for public health or vector control, or by persons certified in the appropriate category or otherwise authorized by the state or tribal lead pesticide regulatory agency to perform adult mosquito control applications, or by persons under their direct supervision.

USE RESTRICTIONS

- Apply Stryker only as specified on the label.
- Do not contaminate food or feedstuffs.
- Not for use in outdoor metered release devices or outdoor residential misting systems (indoor or outdoor).
- Except when applying as a wide-area mosquito adulticide, do not enter or allow others to enter until vapors, mists and aerosols have dispersed, and the treated area has been thoroughly ventilated.
- Except when applying Stryker as a wide-area mosquito adulticide, do not apply Stryker in a way that will contact workers or other persons, either directly or through drift.
- Except when applying Stryker as a wide-area mosquito adulticide, only protected handlers may be in the area during application.
- Do not make applications during rain.
- Application is prohibited directly into sewers or drains or to any area like a gutter where drainage to sewers, storm drains, water bodies or aquatic habitat can occur.
- Do not allow the product to enter any drain during or after application.

All outdoor applications, if permitted elsewhere on this label, must be limited to spot or crack-and-crevice treatments only, except for the following uses, if allowed elsewhere on this label:

1. Applications to soil or vegetation, as listed on this label, around structures;
2. Applications to lawns, turf and other vegetation, as listed on this label;
3. Applications to the side of a building, up to a maximum height of 3 feet above grade;
4. Applications to underside of eaves, soffits, doors, or windows permanently protected from rainfall by a covering, overhang, awning, or other structure;
5. Applications around potential pest entry points into buildings, when limited to a surface band not to exceed one inch in width;
6. Applications made through the use of a coarse, low pressure spray to only those portions of surfaces that are directly above bare soil, lawn, turf, mulch or other vegetation, as listed on this label, and not over an impervious surface, drainage or other condition that could result in runoff into storm drains, drainage ditches, gutters, or surface waters, in order to control occasional invaders or aggregating pests.

How to Apply: Before making the first application in a season, it is advisable to consult with the state or tribal agency with primary responsibility for pesticide regulation to determine if other regulatory requirements exist.

Stryker may be used for mosquito control programs involving agricultural areas, industrial, recreational and residential as well as marshes, pastures, overgrown waste areas, roadsides and swamps, where adult mosquitoes occur. Stryker may be used over agricultural crops prior to harvest for the control of adult mosquitoes within or adjacent to these areas. For best results, apply when meteorological conditions create a temperature inversion and wind speed does not exceed 5 miles per hour. Make the application so the wind will carry the insecticidal fog into the area being treated.

Do not apply more than 0.2 pounds [lbs.] pyrethrin per acre per year (226.75 g/Ha/year) and 2 pounds [lbs.] piperonyl butoxide per acre per year (2,267.5 g/Ha/year) in any treated area. More frequent treatments may be made to prevent or control a threat to public and/or animal health determined by a state, tribal or local health or vector control agency on the basis of documented evidence of disease causing agents in vector mosquitoes or the occurrence of mosquito-borne disease in animal or human populations, or specifically approved by the state or tribe during a natural disaster recovery effort.

Spray Droplet Size Determination: Contact manufacturer of Stryker for spread factor of various diluting oils with Stryker.

Ground-Based Application: Spray equipment must be adjusted so that the volume median diameter (VMD) is 5 to 30 microns ($5\mu\text{m} \leq D_v 0.5 \leq 30\mu\text{m}$) and that 90% of the spray is contained in droplets smaller than 40 microns ($D_v 0.9 \leq 40\mu\text{m}$). Directions from the equipment manufacturer or vendor, pesticide registrant or a test facility using a laser-based measurement instrument must be used to adjust equipment to produce acceptable droplet size spectra. Application equipment must be tested annually to confirm that pressure at the nozzle and nozzle flow rate(s) are properly calibrated.

When used in cold aerosol generators that product a fog with the majority of droplets in the 5-30 micron range. Dilute Stryker with light mineral oil (specific gravity of approximately 0.6 at 60°F (15.5°C); boiling point: 500-640°F (280-448.8°C). An N.F. grade oil is preferred.

Aerial application: Spray equipment must be adjusted so that the volume mean diameter produced is less than 60 ($D_v 0.5 < 60\mu\text{m}$) and that 90% of the spray is contained in droplets smaller than 100 microns ($D_v 0.9 < 100\mu\text{m}$). The effects of flight speed and for non-rotary nozzles, nozzle angle on the droplet size spectrum must be considered. Directions from the equipment manufacturer or vendor, pesticide registrant or test facility using a wind tunnel and laser-based measurement instruments must be used to adjust equipment to product acceptable droplet size spectra. Application equipment must be tested at least annually to confirm that pressure at the nozzle and nozzle flow rate(s) are properly calibrated. Apply using a nozzle height of no less than 100 feet (30.5 m) above ground or canopy in a fixed wing aircraft or a height of no less than 75 feet (22.9 m) above the ground or canopy for a rotary wing aircraft.

Ground Application: To kill adult mosquitoes and biting flies, apply up to 0.0025 pounds of pyrethrins and up to 0.025 pounds of piperonyl butoxide per acre (27.5 g of pyrethroids/Ha and up to 27.5 g of piperonyl butoxide/Ha) (use a 300 foot swath width for acreage calculations).

Truck Mounted ULV Application: Dilute 5 parts of Stryker with 1 part of oil and apply at the rate of 2-2.25 fluid ounces (59-66.5 ml) per minute while the machine is traveling 5 miles per hours (6 Km/hour). Position the nozzle approximately 30 degrees above the horizontal off the side of the truck bed. The delivery rate and truce speed may be varied as long as the application rate is 0.022-0.0025 pounds of pyrethrins (2.25-2.83 g/Ha) and up to 0.025 pounds of piperonyl butoxide per acre (28.3 g/Ha) (use a 300 foot swath width for acreage calculations).

Backpack Sprayer Application: Apply 0.002-0.0025 pounds (2.25-2.83 g/Ha) and 0.025 pounds of piperonyl butoxide of pyrethrins (28.3 g/Ha) per acre. Dilute 1 part of Stryker with 12 parts of oil and apply at the rate of 7 ounces per acre (496 g/Ha) (based on 50 foot swath, 7 ounces (198 g) apply while walking 870 feet (265m)).

Aerial Application (Fixed Wing and Helicopter): To kill adult mosquitoes and biting flies, apply up to 0.0025 pounds of pyrethrins (2.83 g/Ha) and up to 0.025 pounds of piperonyl butoxide (28.3 g/Hs) per acre with equipment designed and operated to product a ULV spray application.

{For product in rigid, non-refillable containers less than or equal to 5 gallons :}

Storage and Disposal

Do not contaminate water, food or feed by storage or disposal.

Pesticide Storage: Keep Stryker in its tightly closed original container when not in use. Store Stryker away from food and pet food in a cool, dry (preferably locked) area that is inaccessible to children and animals. **Pesticide Disposal:** Wastes resulting from the use of Stryker must be disposed on site or at an approved waste disposal facility. **Container Disposal:** Non-refillable container; do not reuse or refill this container. Triple rinse (or equivalent) container promptly after emptying. Triple rinse as follows: Empty the remaining contents into application equipment or a mix tank. Fill the container 1/4 full with water. Replace and tighten closures. Tip container on its side and roll it back and forth, ensuring at least one complete revolution, for 30 seconds. Stand the container on its end and tip it back and forth several times. Turn the container over onto its other end and tip it back and forth several times. Empty the rinsate into application equipment or a mix tank or store rinsate for later use or disposal. Repeat this procedure two more times. Then offer for recycling if available, or reconditioning if appropriate, or dispose of in a sanitary landfill, or by other procedures approved by State and local authorities.

{For product in rigid, non-refillable containers greater than 5 gallons :}

Storage and Disposal

Do not contaminate water, food or feed by storage or disposal.

Pesticide Storage: Keep Stryker in its tightly closed original container when not in use. Store Stryker away from food and pet food in a cool, dry (preferably locked) area that is inaccessible to children and animals. **Pesticide Disposal:** Wastes resulting from the use of Stryker must be disposed on site or at an approved waste disposal facility. **Container Disposal:** Non-refillable container; do not reuse or refill this container. Triple rinse (or equivalent) container promptly after emptying. Triple rinse as follows: Empty the remaining contents into application equipment or a mix tank. Fill the container 1/4 full with water. Replace and tighten closures. Tip container on its side and roll it back and forth, ensuring at least one complete revolution, for 30 seconds. Stand the container on its end and tip it back and forth several times. Turn the container over onto its other end and tip it back and forth several times. Empty the rinsate into application equipment or a mix tank or store rinsate for later use or disposal. Repeat this procedure two more times. Offer for recycling if available; or reconditioning if appropriate; or dispose of in a sanitary landfill, or by other procedures approved by State and local authorities.

{For product in rigid, refillable containers :}

Storage and Disposal

Do not contaminate water, food or feed by storage or disposal.

Pesticide Storage: Keep Stryker in its tightly closed original container when not in use. Store Stryker away from food and pet food in a cool, dry (preferably locked) area that is inaccessible to children and animals. **Pesticide Disposal:** Wastes resulting from the use of Stryker must be disposed on site or at an approved waste disposal facility. **Container Disposal:** Refillable container; refill this container only with pesticide only. Do not reuse this container for any other purpose. Cleaning the container before refilling is the responsibility of the refiller; cleaning before final disposal is the responsibility of the person disposing of the container. To clean the container before final disposal, empty the remaining contents from this container into application equipment or mix tank. Fill the container about 10% full with water, then vigorously agitate or recirculate water with the pump for 2 minutes. Pour or pump rinsate into application equipment or rinsate collection system. Repeat this procedure 2 more times, then offer for recycling if available, or reconditioning if appropriate, or dispose of in a sanitary landfill, or by other procedures approved by State and local authorities.

{Per PR Notice 2007-4 the batch code/lot number will appear on the label or container.}

WARRANTY STATEMENT

Control Solutions, Inc. warrants that Stryker conforms to the chemical description on the label thereof and is reasonably fit for purposes stated on such label when used only in accordance with directions under normal use conditions. It is impossible to eliminate all risks inherently associated with use of Stryker. Crop injury, ineffectiveness, or other unintended consequences may result because of such factors as weather conditions, presence of other materials, or the manner of use or application, all of which are beyond the control of Control Solutions, Inc. To the extent consistent with applicable law, Control Solutions, Inc. shall in no event be liable for consequential, special, or indirect damages resulting from the use or handling of Stryker; all such risks shall be assumed by the Buyer. In addition to the foregoing, no purchaser of Stryker (other than an end user) shall be entitled to any reimbursement for any loss suffered as a result of any suspension or cancellation of the registration for Stryker by the U.S. Environmental Protection Agency. Except as expressly provided herein and to the extent consistent with applicable law, Control Solutions, Inc. makes no warranties, guarantees, or representations of any kind, either express or

implied, or by usage of trade, statutory or otherwise, with regard to the product sold, including, but not limited to merchantability, fitness for a particular purpose and/or use or eligibility of the product for any particular trade usage. The exclusive remedy of any buyer or user of Stryker for any and all losses, injuries, or damage resulting from or in any way arising from the use, handling, or application of Stryker, whether in contract, warranty, tort, negligence, strict liability, or otherwise, shall be damages not exceeding the purchase price paid for Stryker or, at Control Solutions, Inc. election, the replacement of Stryker.

Manufactured for:
Control Solutions, Inc.
5903 Genoa-Red Bluff
Pasadena, TX 77507-1041

SPECIMEN